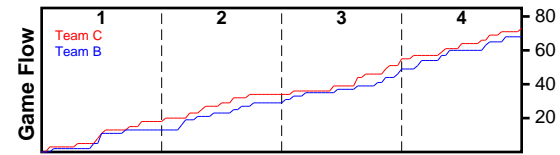


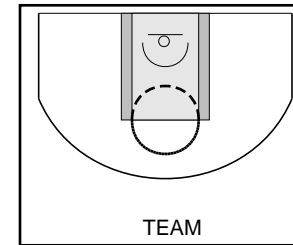
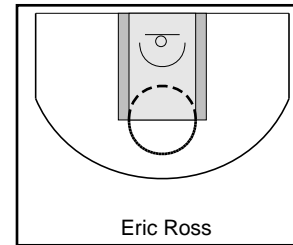
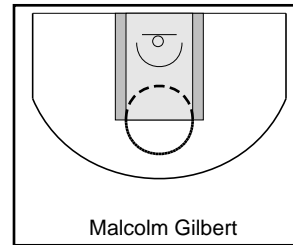
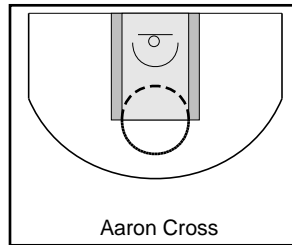
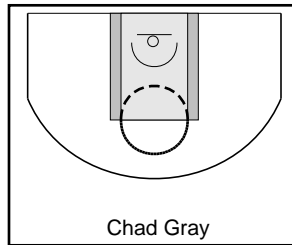
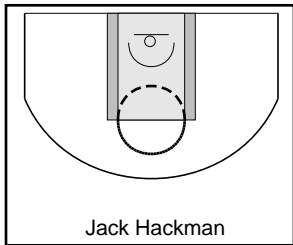
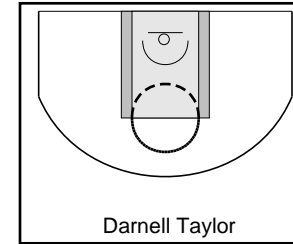
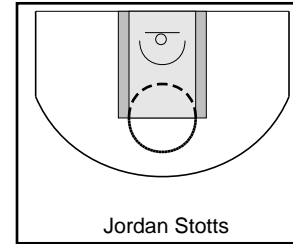
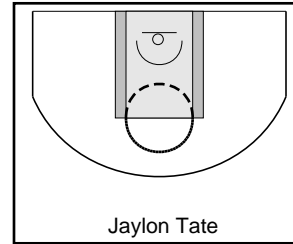
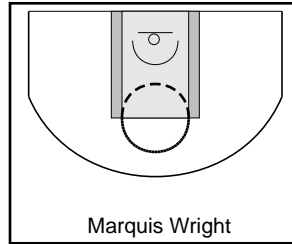
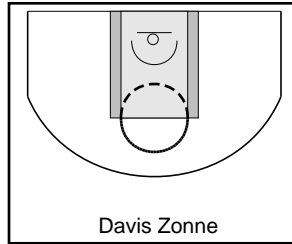
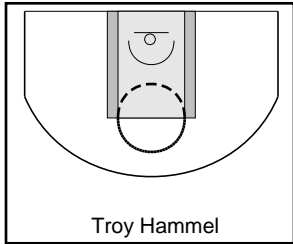
Team C

7/13/17 Team C at Team B

	1	2	3	4	T
Team C	18	16	21	18	73
Team B	13	16	20	19	68



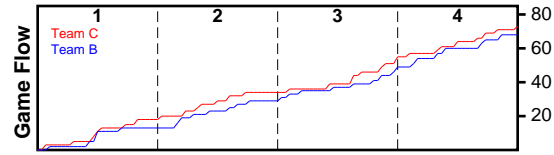
#	Name	G	MIN	FGM	FGA	FG%	2PM	2PA	2P%	3PM	3PA	3P%	FTM	FTA	FT%	OREB	DREB	REB	AST	STL	BLK	DEF	TO	PF	CHG	PM	PTS
6	Troy Hammel	1	17	4	6	.667	3	4	.750	1	2	.500	0	0	.000	0	1	1	1	0	0	0	0	0	0	-4	9
10	Davis Zonne	1	9	0	3	.000	0	1	.000	0	2	.000	0	0	.000	0	1	1	1	0	0	0	1	0	0	6	0
14	Marquis Wright	1	23	3	10	.300	2	7	.286	1	3	.333	0	0	.000	0	1	1	0	1	0	0	0	0	0	-1	7
32	Jaylon Tate	1	18	6	7	.857	5	6	.833	1	1	1.000	4	6	.667	0	1	1	1	1	0	0	0	0	0	6	17
34	Jordan Stotts	0	0	0	0	.000	0	0	.000	0	0	.000	0	0	.000	0	0	0	0	0	0	0	0	0	0	0	0
36	Darnell Taylor	1	20	1	1	1.000	1	1	1.000	0	0	.000	0	0	.000	1	2	3	2	0	0	0	0	0	0	9	2
41	Jack Hackman	1	26	2	6	.333	0	1	.000	2	5	.400	0	2	.000	0	1	1	0	0	0	0	0	0	0	-2	6
48	Chad Gray	1	19	1	5	.200	1	2	.500	0	3	.000	0	1	.000	2	1	3	0	0	1	0	0	0	0	1	2
51	Aaron Cross	1	20	5	7	.714	0	0	.000	5	7	.714	0	0	.000	0	2	2	0	0	0	0	0	0	0	8	15
58	Malcolm Gilbert	1	16	1	7	.143	1	7	.143	0	0	.000	0	0	.000	1	1	2	0	0	1	0	0	0	0	-5	2
66	Eric Ross	1	23	2	4	.500	2	4	.500	0	0	.000	2	2	1.000	1	7	8	1	0	3	0	0	0	0	-1	6
	TEAM	1	0	3	8	.375	2	3	.667	1	5	.200	0	0	.000	0	1	1	0	0	0	0	1	0	0	0	7
	TOTALS	1	40	28	64	.438	17	36	.472	11	28	.393	6	11	.545	5	19	24	6	2	5	0	2	0	0	5	73



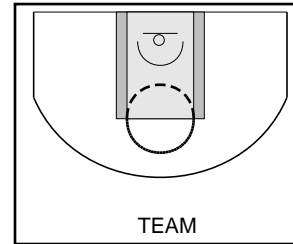
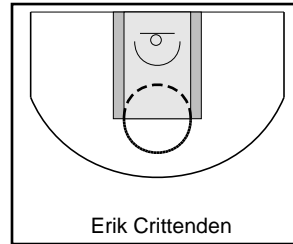
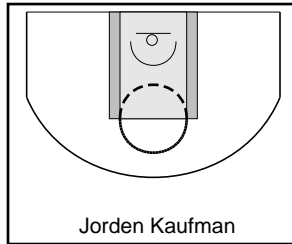
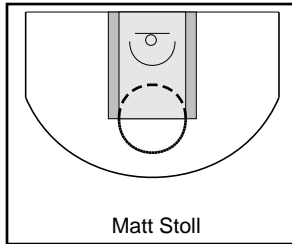
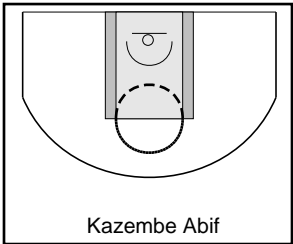
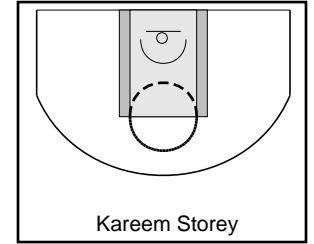
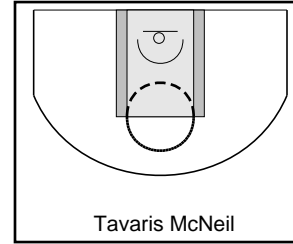
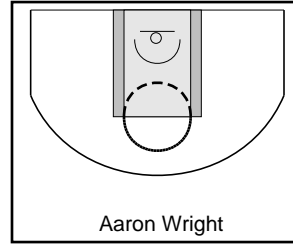
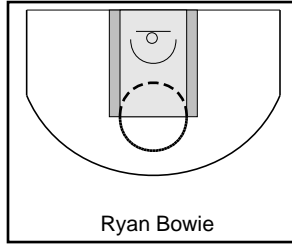
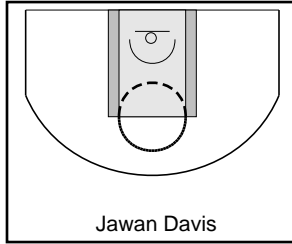
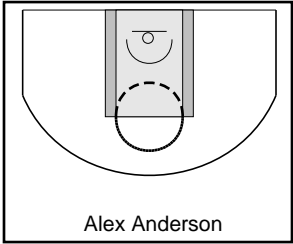
Team B

7/13/17 Team C at Team B

	1	2	3	4	T
Team C	18	16	21	18	73
Team B	13	16	20	19	68



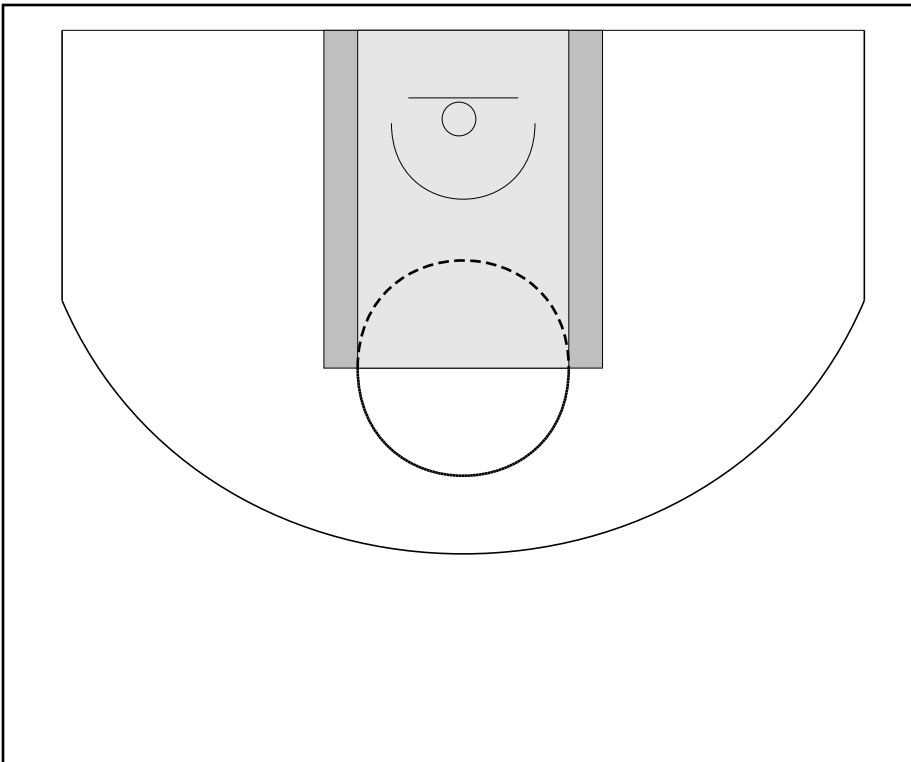
#	Name	G	MIN	FGM	FGA	FG%	2PM	2PA	2P%	3PM	3PA	3P%	FTM	FTA	FT%	OREB	DREB	REB	AST	STL	BLK	DEF	TO	PF	CHG	PM	PTS	
8	Alex Anderson	1	23	3	6	.500	2	4	.500	1	2	.500	0	0	.000	0	1	1	0	0	0	0	0	0	0	0	1	7
13	Jawan Davis	1	18	2	7	.286	1	3	.333	1	4	.250	0	0	.000	0	0	0	1	0	0	0	0	0	0	0	-6	5
15	Ryan Bowie	1	23	1	6	.167	1	4	.250	0	2	.000	0	0	.000	0	3	3	1	1	0	0	1	0	0	1	2	
18	Aaron Wright	1	18	0	2	.000	0	1	.000	0	1	.000	0	2	.000	0	5	5	1	0	0	0	0	0	0	0	-6	0
25	Tavaris McNeil	1	18	4	6	.667	1	2	.500	3	4	.750	0	0	.000	0	6	6	0	2	0	0	2	0	0	0	-6	11
28	Kareem Storey	1	23	3	5	.600	1	3	.333	2	2	1.000	0	0	.000	0	0	0	1	0	0	0	1	0	0	1	8	
52	Kazembe Abif	1	18	2	5	.400	2	4	.500	0	1	.000	2	3	.667	2	2	4	1	1	0	0	0	0	0	0	-6	6
53	Matt Stoll	1	23	3	5	.600	1	1	1.000	2	4	.500	0	0	.000	1	5	6	2	0	0	0	0	0	0	1	8	
56	Jorden Kaufman	1	18	5	10	.500	5	9	.556	0	1	.000	0	0	.000	1	2	3	0	0	0	0	0	0	0	0	-6	10
65	Erik Crittenden	1	23	4	7	.571	3	5	.600	1	2	.500	0	0	.000	0	3	3	1	0	0	0	0	0	0	1	9	
	TEAM	0	0	1	1	1.000	1	1	1.000	0	0	.000	0	0	.000	0	0	0	0	0	0	0	0	0	0	0	2	
	TOTALS	1	40	28	60	.467	18	37	.486	10	23	.435	2	5	.400	4	27	31	8	4	0	0	4	0	0	-5	68	



Game Summary Comparison

Statistic	Team C	Team B
Points	73	68
<i>Field Goals</i>	28 / 64	28 / 60
<i>2 Point</i>	17 / 36	18 / 37
<i>3 Point</i>	11 / 28	10 / 23
<i>Free Throws</i>	6 / 11	2 / 5
Assists	6	8
Rebounds	24	31
<i>Offensive</i>	5	4
<i>Defensive</i>	19	27
Blocks	5	0
Steals	2	4
Deflections	0	0
Turnovers	2	4
Charges Taken	0	0
Personal Fouls	0	0

Team C



Team B



Team C Turnovers

Period	Clock	Player	Turnover Type
1st Period	4:48	#10 Davis Zonne	Other
2nd Period	8:32	Team	Other

Team B Turnovers

Period	Clock	Player	Turnover Type
1st Period	6:24	#28 Kareem Storey	Other
2nd Period	4:32	#25 Tavaris McNeil	Other
2nd Period	1:35	#25 Tavaris McNeil	Other
4th Period	9:33	#15 Ryan Bowie	Other