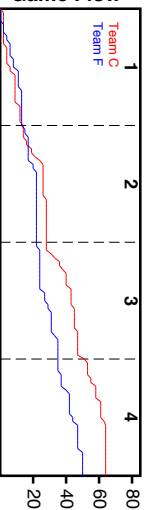


# Team C

7/12/17 Team C at Team F

	1	2	3	4	T
Team C	12	16	23	13	64
Team F	13	9	13	15	50

Game Flow



#	Name	G	MIN	FGM	FGA	FG%	2PM	2PA	2P%	3PM	3PA	3P%	FTM	FTA	FT%	OREB	DREB	REB	AST	STL	BLK	DEF	TO	PF	CHG	PM	PTS
6	Troy Hammel	1	17	2	4	.500	2	2	1.000	0	2	.000	0	0	.000	0	3	3	0	0	0	0	0	0	0	5	4
10	Davis Zonne	1	22	1	1	1.000	1	1	1.000	0	0	.000	0	0	.000	0	1	1	1	1	0	0	0	0	0	5	2
14	Marquis Wright	1	22	2	6	.333	2	4	.500	0	2	.000	2	3	.667	0	1	1	4	0	0	0	0	0	0	-3	6
32	Jaylon Tate	1	18	5	6	.833	4	4	1.000	1	2	.500	0	0	.000	0	0	0	5	0	0	0	2	0	0	15	11
34	Jordan Stotts	0	0	0	0	.000	0	0	.000	0	0	.000	0	0	.000	0	0	0	0	0	0	0	0	0	0	0	0
36	Darnell Taylor	1	16	1	2	.500	1	2	.500	0	0	.000	2	2	1.000	0	1	1	1	0	0	0	0	0	0	0	4
41	Jack Hackman	1	22	2	5	.400	0	1	.000	2	4	.500	0	0	.000	0	2	2	0	0	0	0	0	0	0	22	6
48	Chad Gray	1	23	3	7	.429	1	3	.333	2	4	.500	0	0	.000	0	3	2	0	0	0	0	0	0	0	6	8
51	Aaron Cross	1	21	3	6	.500	0	2	.000	3	4	.750	2	2	1.000	1	3	4	0	0	0	0	1	0	0	17	11
58	Malcolm Gilbert	1	19	2	4	.500	2	4	.500	0	0	.000	0	1	.000	1	1	2	0	0	0	0	0	0	0	1	4
	TEAM	1	0	2	2	1.000	1	1	1.000	1	1	1.000	3	3	1.000	0	0	0	1	0	3	0	0	1	0	0	8
	TOTALS	1	40	23	43	.535	14	24	.583	9	19	.474	9	11	.818	2	14	16	12	0	3	0	8	1	0	14	64

Troy Hammel	Davis Zonne	Marquis Wright	Jaylon Tate	Jordan Stotts	Darnell Taylor
-------------	-------------	----------------	-------------	---------------	----------------

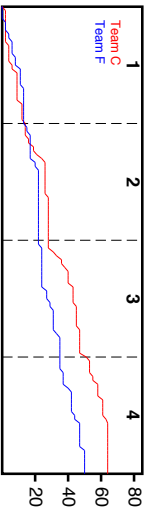
Jack Hackman	Chad Gray	Aaron Cross	Malcolm Gilbert	TEAM	
--------------	-----------	-------------	-----------------	------	--

# Team F

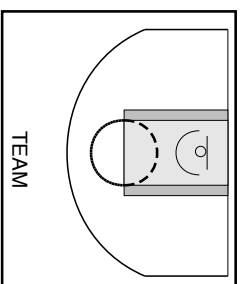
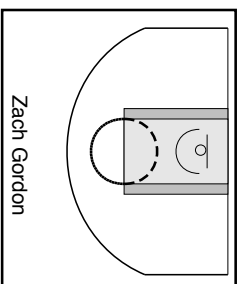
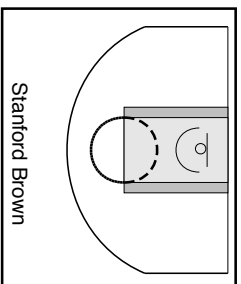
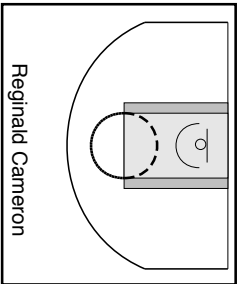
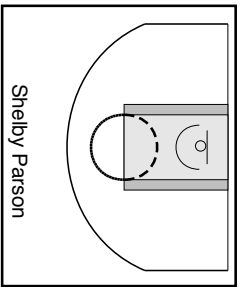
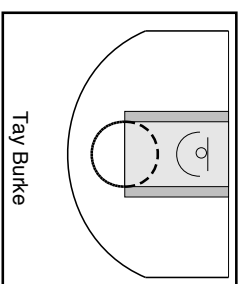
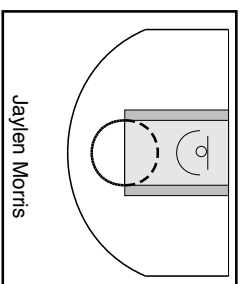
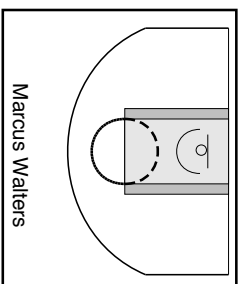
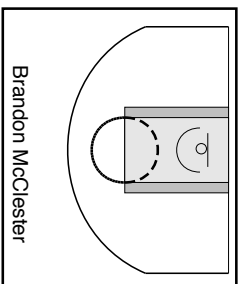
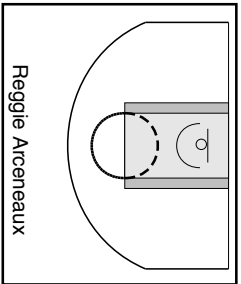
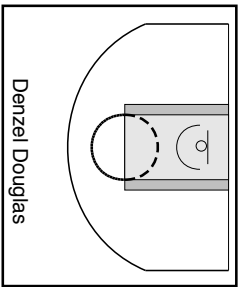
7/12/17 Team C at Team F

Team C	1	2	3	4	T
Team F	12	16	23	13	64
Team F	13	9	13	15	50

Game Flow



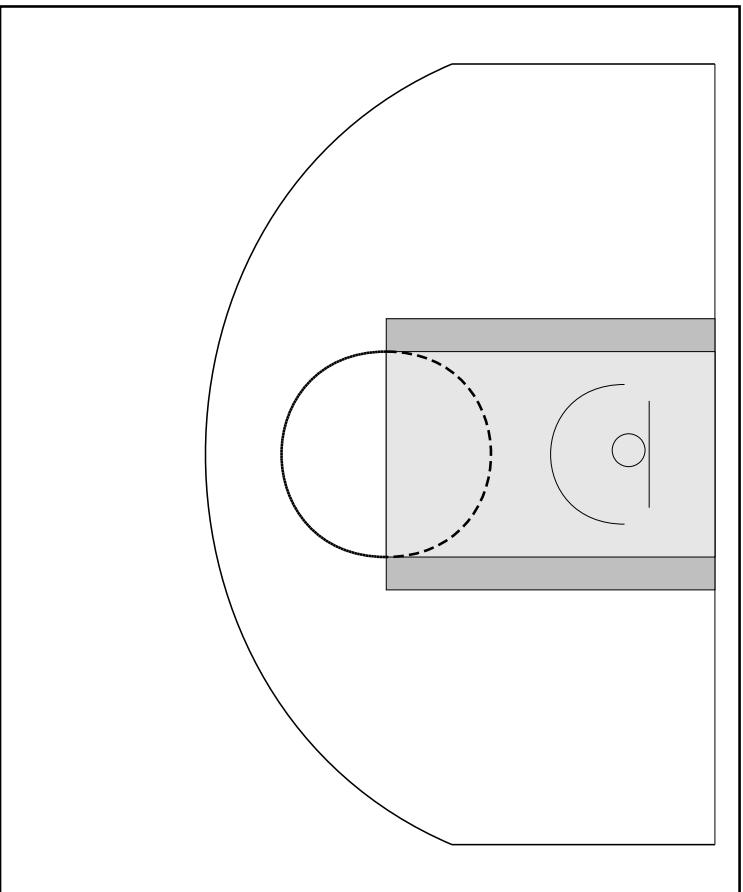
#	Name	G	MIN	FGM	FGA	FG%	2PM	2PA	2P%	3PM	3PA	3P%	FTM	FTA	FT%	OREB	DREB	REB	AST	STL	BLK	DEF	TO	PF	CHG	PM	PTS
3	Denzel Douglas	1	25	0	1	.000	0	0	.000	0	1	.000	0	0	.000	0	3	3	1	1	0	0	0	0	0	-3	0
4	Reggie Arceneaux	1	16	1	2	.500	1	2	.500	0	0	.000	0	0	.000	1	0	1	2	0	0	0	1	0	0	-11	2
17	Brandon McClester	1	25	4	7	.571	3	4	.750	1	3	.333	0	0	.000	0	1	1	1	1	0	0	2	0	0	9	9
20	Marcus Walters	1	16	0	2	.000	0	1	.000	0	1	.000	0	0	.000	0	0	0	0	0	0	0	0	0	0	-14	0
31	Jaylen Morris	1	26	2	5	.400	2	3	.667	0	2	.000	0	1	.000	0	1	1	2	0	0	0	0	0	0	-9	4
39	Tay Burke	1	15	2	2	1.000	1	1	1.000	1	1	1.000	0	0	.000	0	0	0	1	0	0	0	0	0	0	-3	5
43	Shelby Parson	1	16	2	2	1.000	1	1	1.000	1	1	1.000	0	0	.000	0	1	1	2	1	0	0	0	0	0	2	5
61	Reginaid Cameron	1	25	4	8	.500	1	4	.250	3	4	.750	0	0	.000	0	1	1	0	0	0	0	1	0	0	-13	11
62	Stanford Brown	1	21	1	3	.333	1	3	.333	0	0	.000	2	2	1.000	1	3	4	0	0	1	0	1	0	0	-3	4
63	Zach Gordon	1	19	4	6	.667	4	6	.667	0	0	.000	2	3	.667	0	0	0	1	1	1	0	1	0	1	-16	10
	TEAM	1	0	0	0	.000	0	0	.000	0	0	.000	0	0	.000	0	1	1	0	0	0	0	0	0	0	0	0
	<b>TOTALS</b>	<b>1</b>	<b>40</b>	<b>20</b>	<b>38</b>	<b>.526</b>	<b>14</b>	<b>25</b>	<b>.560</b>	<b>6</b>	<b>13</b>	<b>.462</b>	<b>4</b>	<b>6</b>	<b>.667</b>	<b>2</b>	<b>11</b>	<b>13</b>	<b>10</b>	<b>4</b>	<b>2</b>	<b>0</b>	<b>6</b>	<b>0</b>	<b>1</b>	<b>-14</b>	<b>50</b>



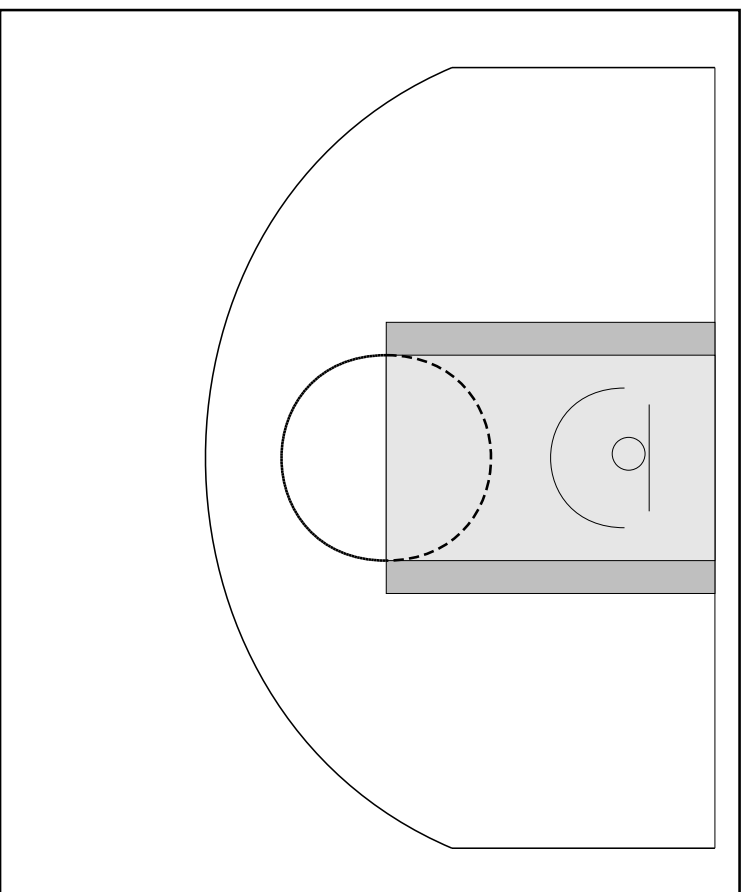
## Game Summary Comparison

Statistic	Team C	Team F
Points	64	50
Field Goals	23 / 43	20 / 38
2 Point	14 / 24	14 / 25
3 Point	9 / 19	6 / 13
Free Throws	9 / 11	4 / 6
Assists	12	10
Rebounds	16	13
Offensive	2	2
Defensive	14	11
Blocks	3	2
Steals	0	4
Deflections	0	0
Turnovers	8	6
Charges Taken	0	1
Personal Fouls	1	0

Team C



Team F



### Team C Turnovers

Period	Clock	Player	Turnover Type
1st Period	2:11	Team	Other
1st Period	1:58	#32 Jaylon Tate	Other
2nd Period	8:12	#51 Aaron Cross	Other
3rd Period	5:25	Team	Other
3rd Period	3:42	#14 Marquis Wright	Other
4th Period	7:04	Team	Other
4th Period	6:12	#32 Jaylon Tate	Other

### Team C Fouls

Period	Clock	Player	Foul
1st Period	7:26	The team	Charging (Off)

## Team F Turnovers

Period	Clock	Player	Turnover Type
1st Period	8:08	#17 Brandon McClester	Other
2nd Period	8:55	#62 Stanford Brown	Other
2nd Period	8:22	#4 Regle Arceneaux	Other
2nd Period	7:29	#63 Zach Gordon	Other
2nd Period	3:12	#17 Brandon McClester	Other
3rd Period	6:01	#61 Reginald Cameron	Other