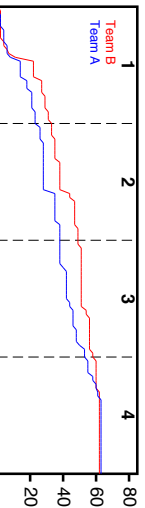


Team B

7/12/17 Team B at Team A

	1	2	3	4	T
Team B	33	16	9	4	62
Team A	23	15	15	10	63

Game Flow



#	Name	G	MIN	FGM	FGA	FG%	2PM	2PA	2P%	3PM	3PA	3P%	FTM	FTA	FT%	OREB	DREB	REB	AST	STL	BLK	DEF	TO	PF	CHG	PM	PTS
8	Alex Anderson	1	23	6	9	.667	2	5	.400	4	4	1.000	0	0	.000	0	1	1	0	1	0	0	1	0	0	3	16
11	Kareem Storey	1	23	1	2	.500	1	1	1.000	0	1	.000	0	0	.000	0	0	0	1	0	0	0	0	0	0	3	2
13	Jawan Davis	1	18	3	4	.750	2	3	.667	1	1	1.000	0	0	.000	0	2	2	1	0	0	0	0	0	0	-4	7
15	Ryan Bowie	1	16	1	2	.500	1	2	.500	0	0	.000	0	0	.000	0	0	0	1	2	0	0	0	0	0	13	2
18	Aaron Wright	1	18	1	4	.250	1	3	.333	0	1	.000	0	0	.000	0	0	0	0	0	0	0	1	0	0	-4	2
25	Tavaris McNeil	1	25	1	3	.333	0	2	.000	1	1	1.000	0	0	.000	0	3	3	1	0	0	0	0	0	0	-14	3
52	Kazembe Abif	1	23	3	7	.429	3	5	.600	0	2	.000	3	3	1.000	2	1	3	2	0	0	0	1	1	0	-1	9
53	Matt Stoll	1	18	2	2	1.000	0	0	.000	2	2	1.000	1	1	1.000	0	1	1	0	0	0	0	0	2	0	0	7
56	Jordan Kaufman	1	18	4	10	.400	4	10	.400	0	0	.000	0	2	.000	2	6	8	0	0	0	0	1	0	0	-1	8
65	Erik Crittenden	1	23	2	4	.500	2	4	.500	0	0	.000	2	2	1.000	0	2	2	0	0	1	0	0	0	0	0	6
	TEAM	0	0	0	0	.000	0	0	.000	0	0	.000	0	0	.000	0	0	0	0	0	0	0	0	0	0	0	0
	TOTALS	1	40	24	47	.511	16	35	.457	8	12	.667	6	8	.750	4	16	20	6	3	1	0	7	3	0	-1	62

Alex Anderson	Kareem Storey	Jawan Davis	Ryan Bowie	Aaron Wright	Tavaris McNeil
---------------	---------------	-------------	------------	--------------	----------------

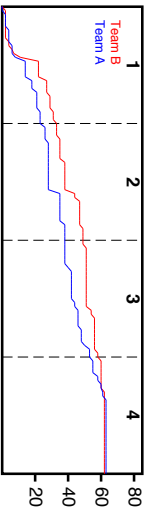
Kazembe Abif	Matt Stoll	Jordan Kaufman	Erik Crittenden	TEAM
--------------	------------	----------------	-----------------	------

Team A

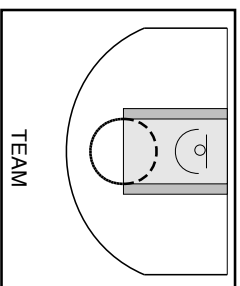
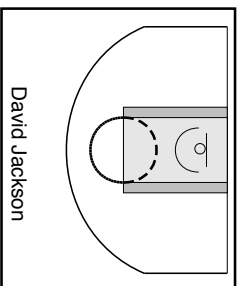
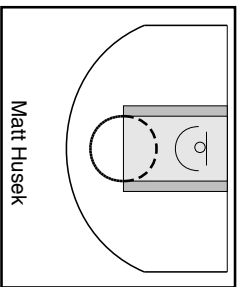
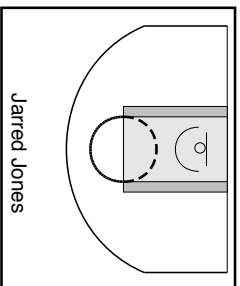
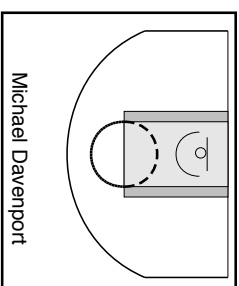
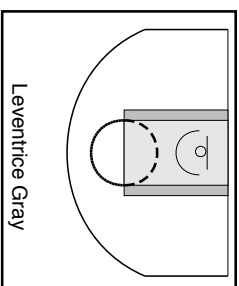
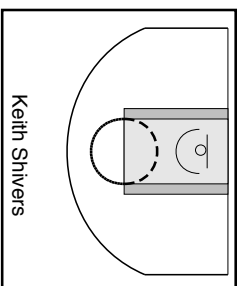
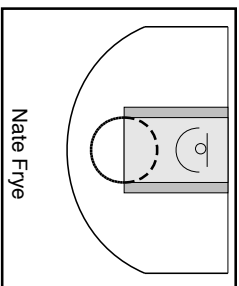
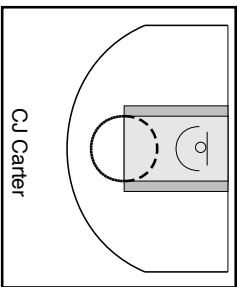
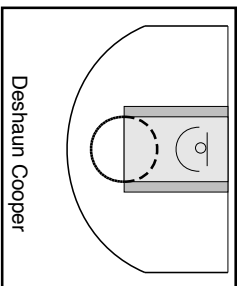
7/12/17 Team B at Team A

	1	2	3	4	T
Team B	33	16	9	4	62
Team A	23	15	15	10	63

Game Flow



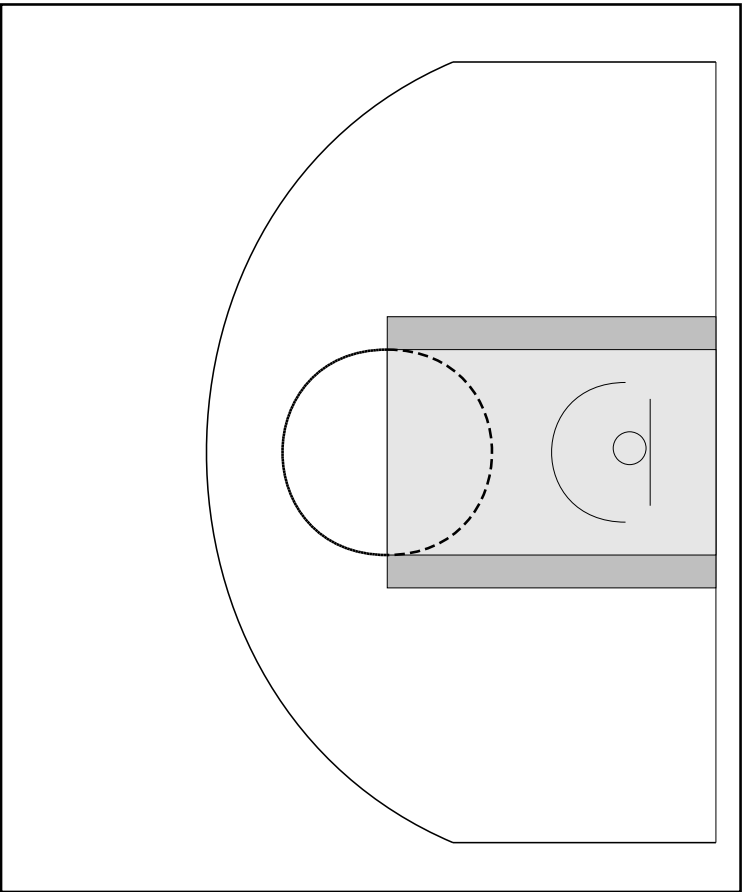
#	Name	G	MIN	FGM	FGA	FG%	2PM	2PA	2P%	3PM	3PA	3P%	FTM	FTA	FT%	OREB	DREB	REB	AST	STL	BLK	DEF	TO	PF	CHG	PM	PTS
1	Deshawn Cooper	1	30	1	2	.500	0	1	.000	1	1	1.000	0	0	.000	0	1	1	0	0	0	0	1	0	0	5	3
12	CJ Carter	1	25	3	3	1.000	3	3	1.000	0	0	.000	0	1	.000	0	3	3	1	1	1	0	0	0	0	6	6
16	Nate Fye	1	28	10	13	.769	10	13	.769	0	0	.000	0	1	.000	0	2	2	2	1	1	0	1	0	0	-7	20
21	Keith Shivers	1	14	2	4	.500	2	4	.500	0	0	.000	1	2	.500	0	0	0	0	0	0	0	0	0	0	-1	5
37	Leventrice Gray	1	20	2	4	.500	2	4	.500	0	0	.000	1	2	.500	0	1	1	0	1	1	0	0	0	0	-5	5
38	Michael Davenport	1	27	3	5	.600	2	4	.500	1	1	1.000	0	0	.000	2	5	7	1	0	1	0	0	1	0	2	7
50	Jarred Jones	1	28	3	6	.500	3	4	.750	0	2	.000	3	4	.750	0	1	1	0	0	0	0	0	0	0	4	9
57	Matt Husek	1	18	1	6	.167	1	4	.250	0	2	.000	0	1	.000	1	1	2	0	0	0	0	0	1	0	2	2
64	David Jackson	1	15	3	5	.600	3	5	.600	0	0	.000	0	2	.000	0	1	1	1	0	0	0	1	1	0	-1	6
	TEAM	0	0	0	0	.000	0	0	.000	0	0	.000	0	0	.000	0	0	0	0	0	0	0	0	0	0	0	0
	TOTALS	1	40	28	48	.583	26	42	.619	2	6	.333	5	13	.385	3	15	18	4	3	2	0	3	3	0	1	63



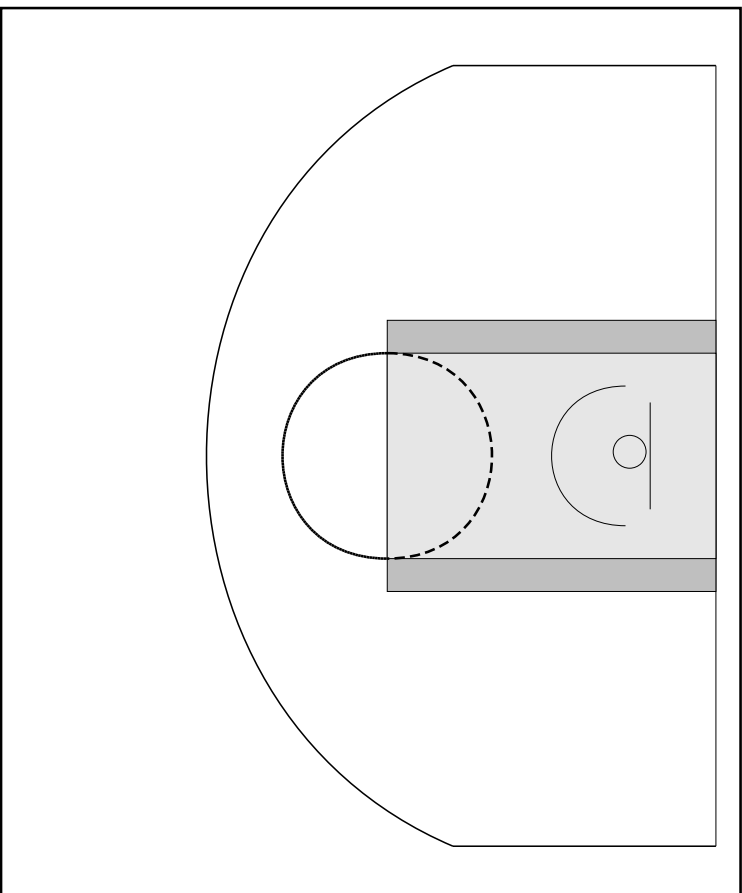
Game Summary Comparison

Statistic	Team B	Team A
Points	62	63
Field Goals	24 / 47	28 / 48
2 Point	16 / 35	26 / 42
3 Point	8 / 12	2 / 6
Free Throws	6 / 8	5 / 13
Assists	6	4
Rebounds	20	18
Offensive	4	3
Defensive	16	15
Blocks	1	2
Steals	3	3
Deflections	0	0
Turnovers	7	3
Charges Taken	0	0
Personal Fouls	3	3

Team B



Team A



Team B Turnovers

Period	Clock	Player	Turnover Type
2nd Period	6:33	#8 Alex Anderson	Other
2nd Period	3:57	#13 Jawan Davis	Other
2nd Period	3:57	#18 Aaron Wright	Other
2nd Period	3:57	#56 Jordan Kaufman	Other
3rd Period	4:41	#13 Jawan Davis	Other
3rd Period	4:01	#13 Jawan Davis	Other
4th Period	6:26	#52 Kazembe Abif	Other

Team B Fouls

Period	Clock	Player	Foul
1st Period	5:32	#53 Matt Stoll	Blocking (Def)
2nd Period	9:31	#53 Matt Stoll	Blocking (Def)
2nd Period	3:57	#52 Kazembe Abif	Blocking (Def)

Team A Turnovers

Period	Clock	Player	Turnover Type
2nd Period	6:58	#16 Nate Fye	Other
2nd Period	3:57	#64 David Jackson	Other
3rd Period	0:00	#1 Deshaun Cooper	Other

Team A Fouls

Period	Clock	Player	Foul
1st Period	6:02	#57 Matt Husek	Blocking (Def)
3rd Period	9:25	#38 Michael Davenport	Blocking (Def)
3rd Period	0:26	#64 David Jackson	Other (Def)