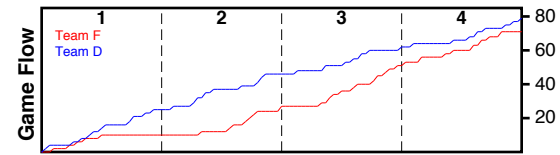


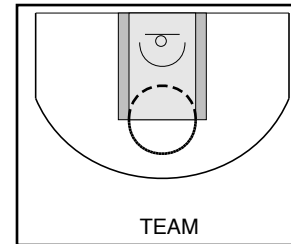
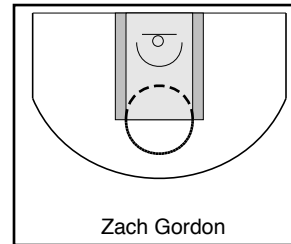
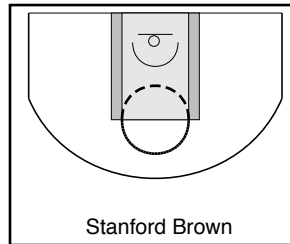
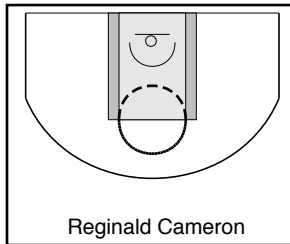
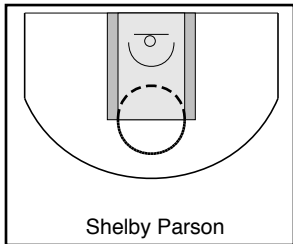
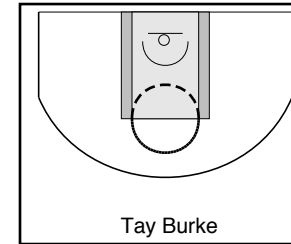
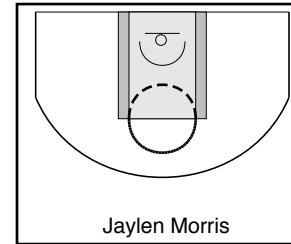
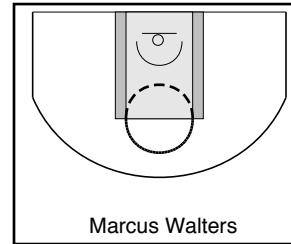
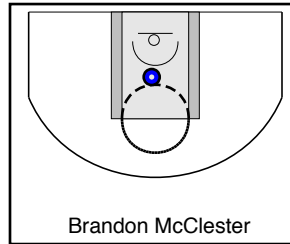
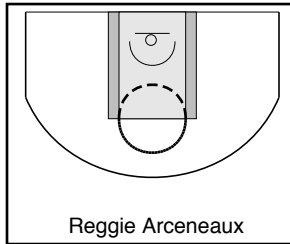
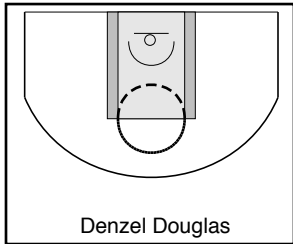
Team F

7/13/17 Team F at Team D

	1	2	3	4	T
Team F	10	14	27	20	71
Team D	25	21	14	19	79



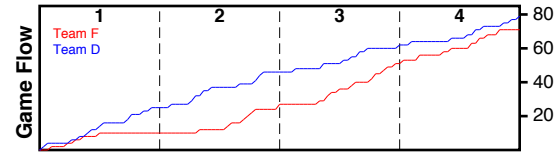
#	Name	G	MIN	FGM	FGA	FG%	2PM	2PA	2P%	3PM	3PA	3P%	FTM	FTA	FT%	OREB	DREB	REB	AST	STL	BLK	DEF	TO	PF	CHG	PM	PTS
3	Denzel Douglas	1	26	1	4	.250	1	4	.250	0	0	.000	0	0	.000	0	0	0	4	1	0	0	1	0	1	-15	2
4	Reggie Arceneaux	1	15	3	7	.429	2	4	.500	1	3	.333	0	0	.000	1	0	1	0	1	0	0	0	0	0	7	7
17	Brandon McClester	1	28	6	9	.667	5	6	.833	1	3	.333	0	1	.000	1	2	3	2	1	0	0	0	0	0	5	13
20	Marcus Walters	1	19	0	5	.000	0	3	.000	0	2	.000	0	0	.000	2	1	3	0	1	0	0	0	0	0	-6	0
31	Jaylen Morris	1	26	7	12	.583	7	11	.636	0	1	.000	2	3	.667	1	2	3	2	2	0	0	0	0	0	4	16
39	Tay Burke	1	9	1	4	.250	0	3	.000	1	1	1.000	0	0	.000	0	0	0	0	0	0	0	1	0	0	-19	3
43	Shelby Parson	1	19	3	5	.600	2	4	.500	1	1	1.000	0	0	.000	0	3	3	0	1	1	0	1	0	0	-5	7
61	Reginald Cameron	1	22	6	11	.545	3	4	.750	3	7	.429	0	0	.000	0	0	0	0	0	0	0	1	0	0	-3	15
62	Stanford Brown	1	17	1	3	.333	1	1	1.000	0	2	.000	0	1	.000	1	1	2	0	0	0	0	0	0	0	-9	2
63	Zach Gordon	1	24	3	6	.500	3	6	.500	0	0	.000	0	0	.000	3	2	5	0	0	2	0	0	0	1	6	
	TEAM	0	0	0	0	.000	0	0	.000	0	0	.000	0	0	.000	0	0	0	0	0	0	0	0	0	0	0	0
	TOTALS	1	40	31	66	.470	24	46	.522	7	20	.350	2	5	.400	9	11	20	8	7	3	0	4	0	1	-8	71



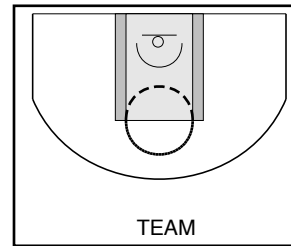
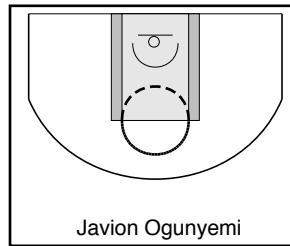
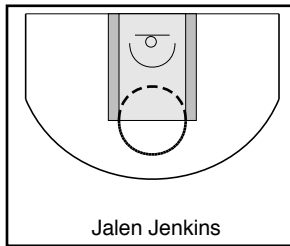
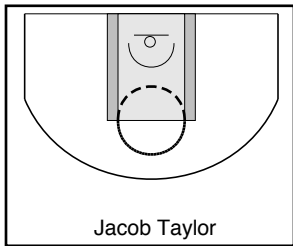
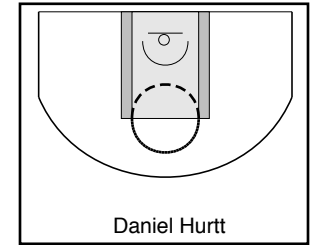
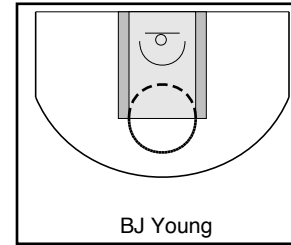
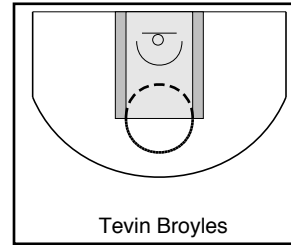
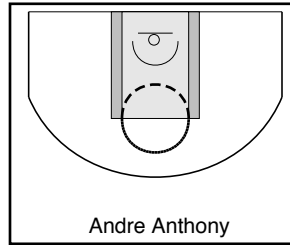
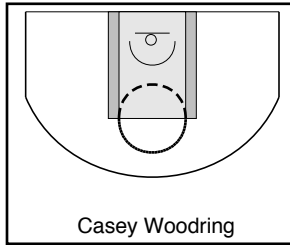
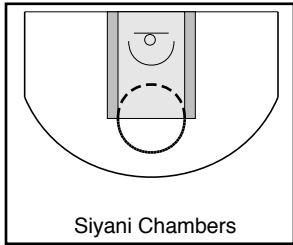
Team D

7/13/17 Team F at Team D

	1	2	3	4	T
Team F	10	14	27	20	71
Team D	25	21	14	19	79



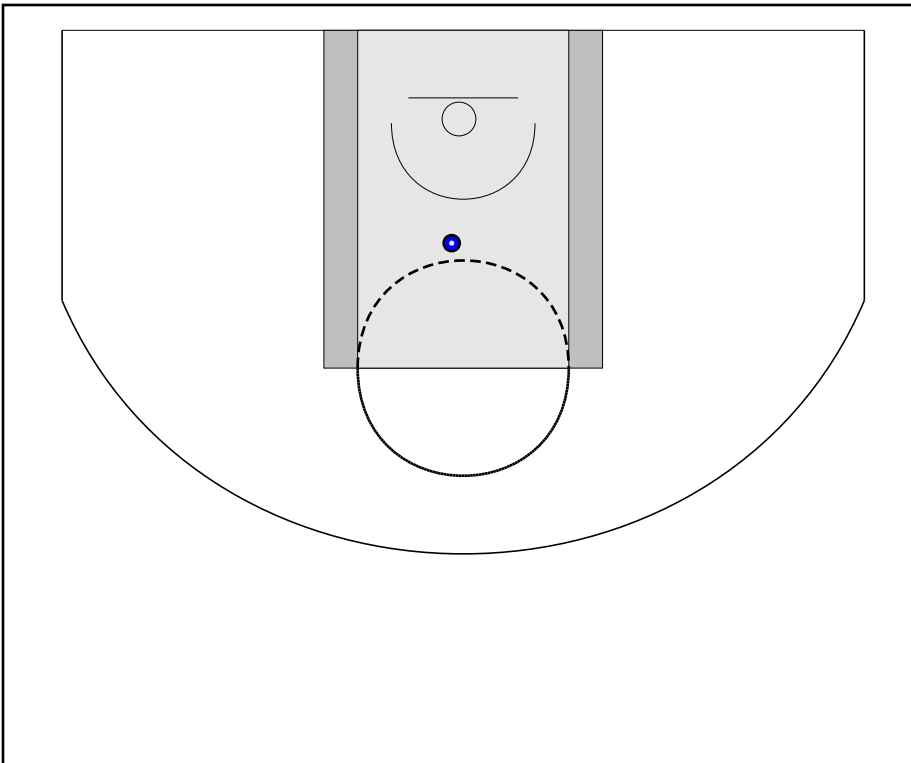
#	Name	G	MIN	FGM	FGA	FG%	2PM	2PA	2P%	3PM	3PA	3P%	FTM	FTA	FT%	OREB	DREB	REB	AST	STL	BLK	DEF	TO	PF	CHG	PM	PTS	
7	Siyani Chambers	1	29	5	10	.500	4	6	.667	1	4	.250	4	4	1.000	1	4	5	3	5	0	0	0	0	0	0	9	15
9	Casey Woodring	1	18	4	6	.667	1	1	1.000	3	5	.600	0	0	.000	0	0	0	2	0	0	0	2	0	0	4	11	
19	Andre Anthony	1	25	2	4	.500	1	2	.500	1	2	.500	0	0	.000	0	0	0	3	1	0	0	1	0	0	6	5	
22	Tevin Broyles	1	23	1	3	.333	1	2	.500	0	1	.000	0	0	.000	1	2	3	1	1	0	0	1	0	0	6	2	
33	BJ Young	1	23	7	8	.875	7	8	.875	0	0	.000	2	3	.667	2	4	6	0	0	0	0	0	0	0	4	16	
44	Daniel Hurtt	1	30	3	8	.375	1	2	.500	2	6	.333	0	0	.000	0	3	3	0	0	0	0	1	0	0	-4	8	
45	Jacob Taylor	1	16	2	4	.500	2	3	.667	0	1	.000	0	0	.000	0	6	6	1	0	0	0	0	0	0	5	4	
49	Jalen Jenkins	1	27	4	8	.500	4	7	.571	0	1	.000	4	4	1.000	1	0	1	1	0	0	0	1	0	0	5	12	
55	Javion Ogunyemi	1	13	3	5	.600	3	4	.750	0	1	.000	0	0	.000	1	0	1	0	0	0	0	0	0	0	5	6	
	TEAM	1	0	0	0	.000	0	0	.000	0	0	.000	0	0	.000	0	0	0	0	0	0	0	1	1	0	0	0	
	TOTALS	1	40	31	56	.554	24	35	.686	7	21	.333	10	11	.909	6	19	25	11	7	0	0	7	1	0	8	79	



Game Summary Comparison

Statistic	Team F	Team D
Points	71	79
<i>Field Goals</i>	31 / 66	31 / 56
<i>2 Point</i>	24 / 46	24 / 35
<i>3 Point</i>	7 / 20	7 / 21
<i>Free Throws</i>	2 / 5	10 / 11
Assists	8	11
Rebounds	20	25
<i>Offensive</i>	9	6
<i>Defensive</i>	11	19
Blocks	3	0
Steals	7	7
Deflections	0	0
Turnovers	4	7
Charges Taken	1	0
Personal Fouls	0	1

Team F



Team D



Team F Turnovers

Period	Clock	Player	Turnover Type
1st Period	9:44	#3 Denzel Douglas	Other
2nd Period	8:32	#39 Tay Burke	Other
4th Period	8:31	#43 Shelby Parson	Other
4th Period	0:00	#61 Reginald Cameron	Other

Team D Turnovers

Period	Clock	Player	Turnover Type
1st Period	8:24	#49 Jalen Jenkins	Other
2nd Period	3:29	#44 Daniel Hurtt	Other
2nd Period	2:34	#22 Tevin Broyles	Other
3rd Period	0:44	#9 Casey Woodring	Other
4th Period	7:38	#9 Casey Woodring	Other
4th Period	6:08	#19 Andre Anthony	Other

Team D Fouls

Period	Clock	Player	Foul
3rd Period	6:47	The team	Charging (Off)