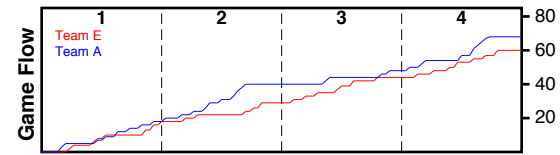


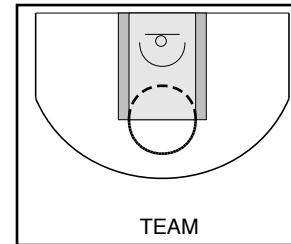
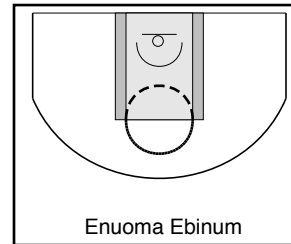
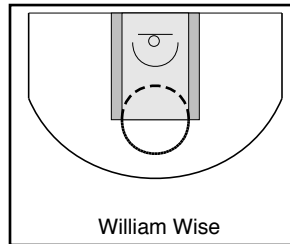
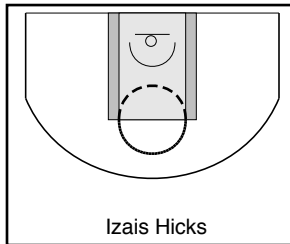
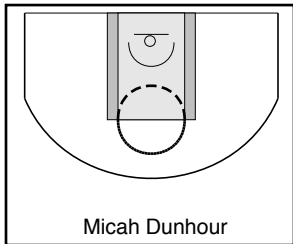
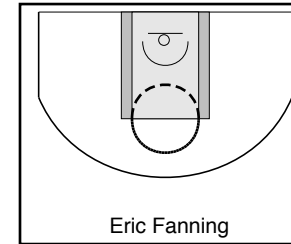
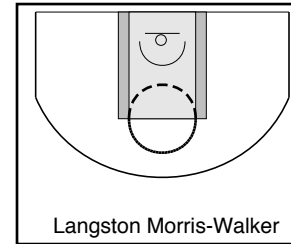
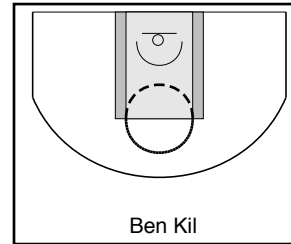
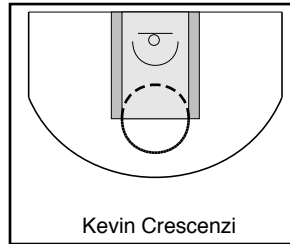
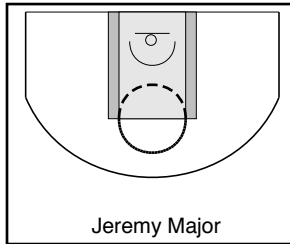
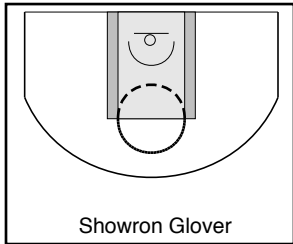
Team E

7/13/17 Team E at Team A

	1	2	3	4	T
Team E	18	11	15	16	60
Team A	18	22	8	20	68



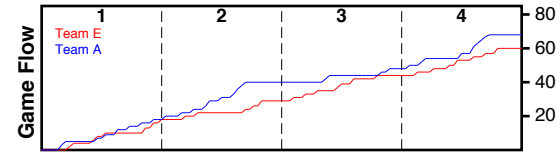
#	Name	G	MIN	FGM	FGA	FG%	2PM	2PA	2P%	3PM	3PA	3P%	FTM	FTA	FT%	OREB	DREB	REB	AST	STL	BLK	DEF	TO	PF	CHG	PM	PTS
2	Showron Glover	1	29	1	1	1.000	1	1	1.000	0	0	.000	0	0	.000	0	1	1	3	2	1	0	0	0	0	2	2
5	Jeremy Major	0	0	0	0	.000	0	0	.000	0	0	.000	0	0	.000	0	0	0	0	0	0	0	0	0	0	0	0
24	Kevin Crescenzi	1	31	4	10	.400	2	6	.333	2	4	.500	0	0	.000	1	0	1	1	1	1	0	0	0	0	-7	10
26	Ben Kil	1	20	0	2	.000	0	1	.000	0	1	.000	0	0	.000	1	1	2	1	0	0	0	1	0	0	-13	0
27	Langston Morris-Walker	1	24	1	4	.250	0	3	.000	1	1	1.000	2	2	1.000	1	1	2	1	0	0	0	1	0	0	-17	5
40	Eric Fanning	1	30	6	8	.750	4	6	.667	2	2	1.000	0	1	.000	0	1	1	1	0	0	0	1	0	0	8	14
42	Micah Dunhour	1	24	6	10	.600	6	9	.667	0	1	.000	2	2	1.000	2	3	5	2	0	0	0	0	0	0	-1	14
47	Izais Hicks	1	2	0	0	.000	0	0	.000	0	0	.000	0	0	.000	0	0	0	0	0	0	0	0	0	0	3	0
59	William Wise	1	27	2	7	.286	1	4	.250	1	3	.333	0	0	.000	0	2	2	1	0	0	0	0	0	0	-2	5
60	Enuoma Ebinum	1	18	4	7	.571	4	7	.571	0	0	.000	0	0	.000	0	5	5	0	0	0	0	2	0	0	-13	8
	TEAM	0	0	1	1	1.000	1	1	1.000	0	0	.000	0	0	.000	0	0	0	0	0	0	0	0	0	0	0	2
	TOTALS	1	40	25	50	.500	19	38	.500	6	12	.500	4	5	.800	5	14	19	10	3	2	0	5	0	0	-8	60



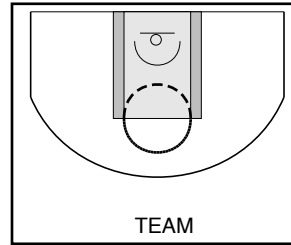
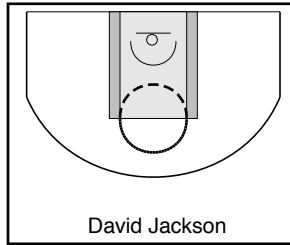
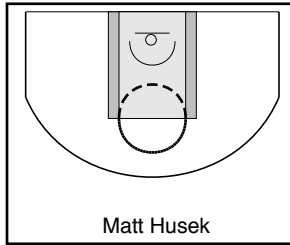
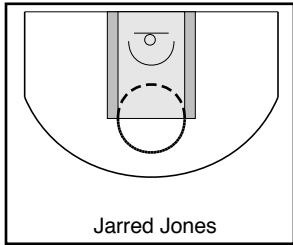
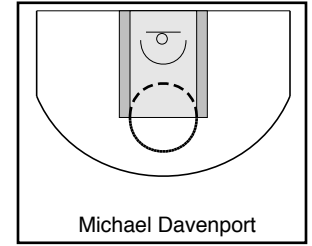
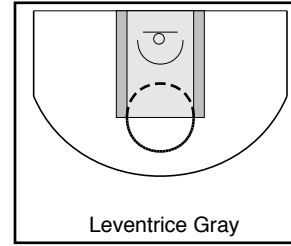
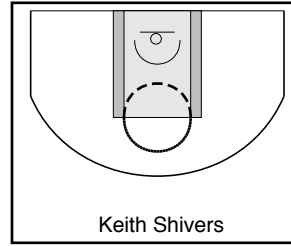
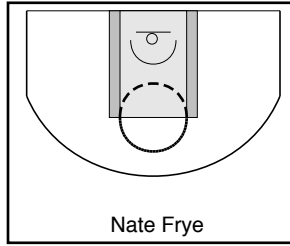
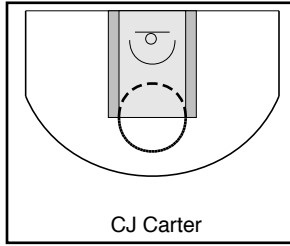
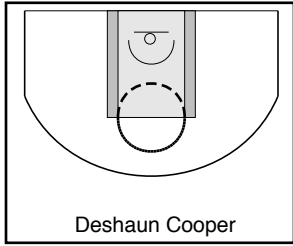
Team A

7/13/17 Team E at Team A

	1	2	3	4	T
Team E	18	11	15	16	60
Team A	18	22	8	20	68



#	Name	G	MIN	FGM	FGA	FG%	2PM	2PA	2P%	3PM	3PA	3P%	FTM	FTA	FT%	OREB	DREB	REB	AST	STL	BLK	DEF	TO	PF	CHG	PM	PTS
1	Deshaun Cooper	1	22	4	6	.667	3	5	.600	1	1	1.000	1	1	1.000	0	0	0	4	1	0	0	2	0	0	-5	10
12	CJ Carter	1	4	0	0	.000	0	0	.000	0	0	.000	0	0	.000	0	0	0	1	0	0	0	0	0	0	4	0
16	Nate Frye	1	22	5	6	.833	5	6	.833	0	0	.000	2	2	1.000	2	1	3	0	0	0	0	0	0	0	11	12
21	Keith Shivers	1	25	3	8	.375	2	7	.286	1	1	1.000	0	0	.000	1	2	3	0	0	0	0	0	0	0	9	7
37	Leventrice Gray	1	17	1	5	.200	1	4	.250	0	1	.000	0	2	.000	1	2	3	0	0	0	0	0	0	0	-5	2
38	Michael Davenport	1	30	3	10	.300	2	7	.286	1	3	.333	0	0	.000	0	0	0	0	1	0	0	1	0	0	10	7
50	Jarred Jones	1	20	3	7	.429	3	7	.429	0	0	.000	2	2	1.000	1	3	4	0	0	0	0	0	0	0	4	8
57	Matt Husek	1	20	4	6	.667	4	6	.667	0	0	.000	0	0	.000	1	4	5	2	0	0	0	0	0	0	12	8
64	David Jackson	1	31	2	7	.286	1	6	.167	1	1	1.000	0	0	.000	0	0	0	1	0	0	0	0	0	0	7	5
	TEAM	1	0	4	5	.800	3	4	.750	1	1	1.000	0	0	.000	0	1	1	0	1	0	0	0	0	0	9	
	TOTALS	1	40	29	60	.483	24	52	.462	5	8	.625	5	7	.714	6	13	19	8	3	0	0	3	0	0	8	68



Game Summary Comparison

Statistic	Team E	Team A
Points	60	68
<i>Field Goals</i>	25 / 50	29 / 60
<i>2 Point</i>	19 / 38	24 / 52
<i>3 Point</i>	6 / 12	5 / 8
<i>Free Throws</i>	4 / 5	5 / 7
Assists	10	8
Rebounds	19	19
<i>Offensive</i>	5	6
<i>Defensive</i>	14	13
Blocks	2	0
Steals	3	3
Deflections	0	0
Turnovers	5	3
Charges Taken	0	0
Personal Fouls	0	0

Team E



Team A



Team E Turnovers

Period	Clock	Player	Turnover Type
1st Period	2:15	#27 Langston Morris-Walker	Other
2nd Period	9:15	#60 Enuoma Ebinum	Other
2nd Period	4:27	#60 Enuoma Ebinum	Other
3rd Period	6:05	#40 Eric Fanning	Other
3rd Period	2:20	#26 Ben Kil	Other

Team A Turnovers

Period	Clock	Player	Turnover Type
3rd Period	9:07	#1 Deshaun Cooper	Other
3rd Period	8:25	#38 Michael Davenport	Other
3rd Period	7:29	#1 Deshaun Cooper	Other