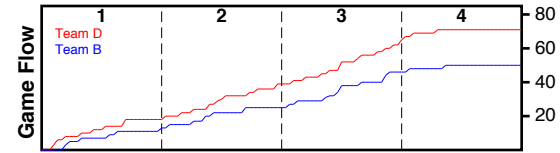


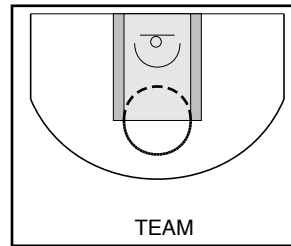
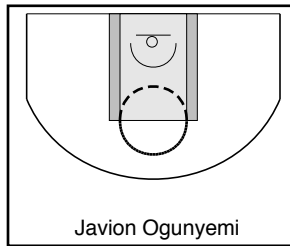
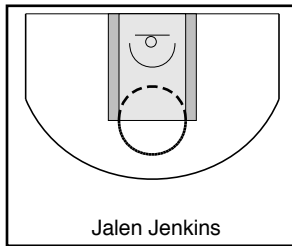
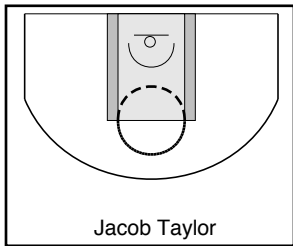
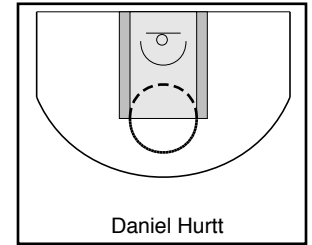
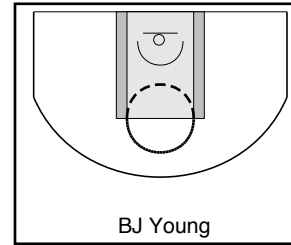
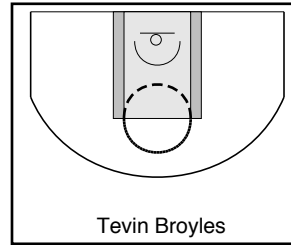
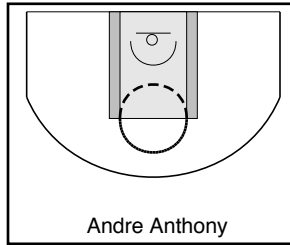
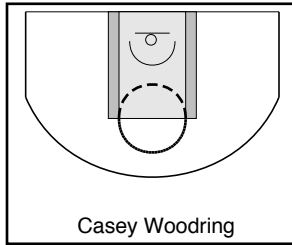
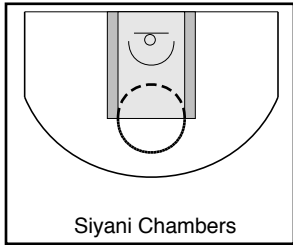
Team D

7/13/17 Team D at Team B

	1	2	3	4	T
Team D	18	21	23	9	71
Team B	13	12	21	4	50



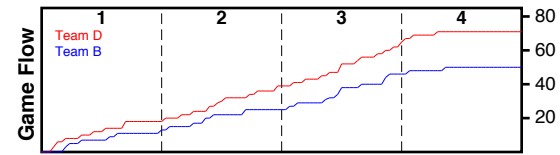
#	Name	G	MIN	FGM	FGA	FG%	2PM	2PA	2P%	3PM	3PA	3P%	FTM	FTA	FT%	OREB	DREB	REB	AST	STL	BLK	DEF	TO	PF	CHG	PM	PTS
7	Siyani Chambers	1	31	5	13	.385	5	8	.625	0	5	.000	2	2	1.000	0	1	1	2	1	0	0	2	0	0	17	12
9	Casey Woodring	1	20	1	6	.167	0	2	.000	1	4	.250	0	0	.000	1	2	3	0	0	0	0	0	0	0	5	3
19	Andre Anthony	1	21	3	4	.750	2	3	.667	1	1	1.000	0	0	.000	0	1	1	0	0	0	0	0	0	0	2	7
22	Tevin Broyles	1	20	0	3	.000	0	2	.000	0	1	.000	0	0	.000	0	6	6	1	0	0	0	1	0	0	15	0
33	BJ Young	1	31	9	13	.692	8	9	.889	1	4	.250	2	3	.667	0	3	3	0	0	1	0	0	0	0	18	21
44	Daniel Hurtt	1	20	4	7	.571	1	3	.333	3	4	.750	0	1	.000	0	1	1	0	0	0	0	1	0	0	9	11
45	Jacob Taylor	1	26	4	5	.800	4	5	.800	0	0	.000	1	1	1.000	0	1	1	0	0	0	0	0	0	0	9	9
49	Jalen Jenkins	1	31	4	7	.571	4	7	.571	0	0	.000	0	0	.000	4	6	10	0	1	3	0	0	0	0	22	8
55	Javion Ogunyemi	1	5	0	0	.000	0	0	.000	0	0	.000	0	0	.000	0	2	2	0	0	0	0	0	0	0	-2	0
	TEAM	1	0	0	0	.000	0	0	.000	0	0	.000	0	0	.000	0	0	0	0	0	0	0	1	1	0	0	0
	TOTALS	1	40	30	58	.517	24	39	.615	6	19	.316	5	7	.714	5	23	28	3	2	4	0	5	1	0	21	71



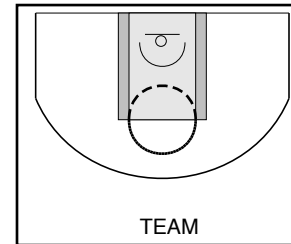
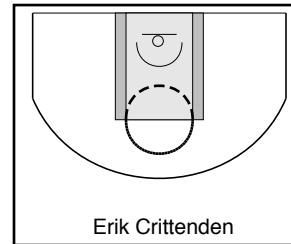
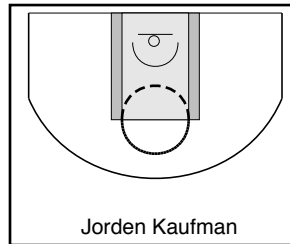
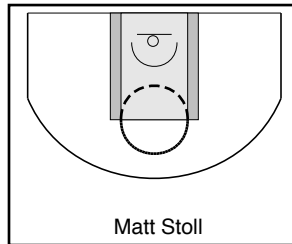
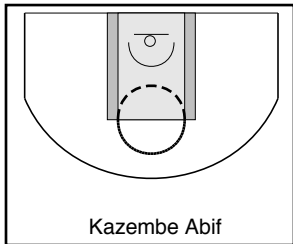
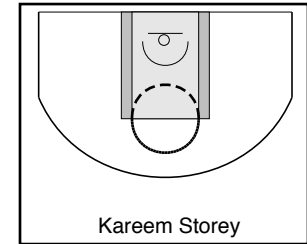
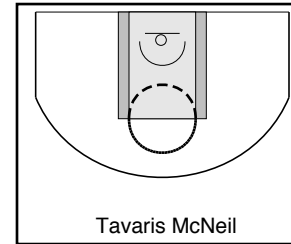
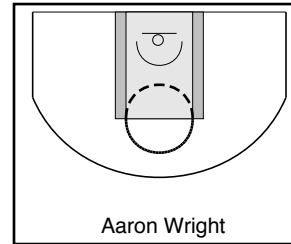
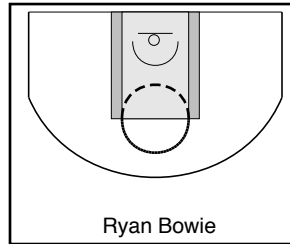
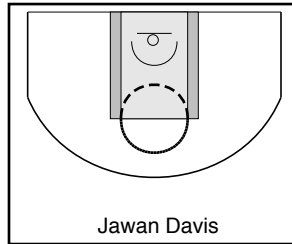
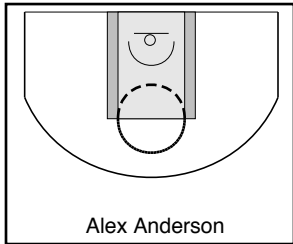
Team B

7/13/17 Team D at Team B

	1	2	3	4	T
Team D	18	21	23	9	71
Team B	13	12	21	4	50



#	Name	G	MIN	FGM	FGA	FG%	2PM	2PA	2P%	3PM	3PA	3P%	FTM	FTA	FT%	OREB	DREB	REB	AST	STL	BLK	DEF	TO	PF	CHG	PM	PTS
8	Alex Anderson	1	23	1	5	.200	1	1	1.000	0	4	.000	0	0	.000	0	2	2	0	0	0	0	0	0	0	-12	2
13	Jawan Davis	1	18	2	4	.500	1	3	.333	1	1	1.000	0	0	.000	0	3	3	3	0	0	0	1	0	0	-7	5
15	Ryan Bowie	1	23	1	5	.200	0	0	.000	1	5	.200	0	0	.000	0	5	5	0	0	0	0	0	0	0	-12	3
18	Aaron Wright	1	18	3	7	.429	3	6	.500	0	1	.000	0	0	.000	2	1	3	1	0	0	0	1	0	0	-7	6
25	Tavaris McNeil	1	18	0	3	.000	0	0	.000	0	3	.000	0	0	.000	0	3	3	1	0	0	0	1	0	0	-7	0
28	Kareem Storey	1	23	1	2	.500	1	1	1.000	0	1	.000	2	2	1.000	0	1	1	0	0	0	0	1	0	1	-12	4
52	Kazembe Abif	1	18	5	10	.500	4	6	.667	1	4	.250	2	3	.667	2	0	2	0	0	0	0	0	0	0	-5	13
53	Matt Stoll	1	23	0	2	.000	0	1	.000	0	1	.000	2	3	.667	0	0	0	0	0	0	0	0	0	0	-14	2
56	Jordan Kaufman	1	18	5	8	.625	5	8	.625	0	0	.000	1	1	1.000	2	6	8	0	1	0	0	0	0	0	-7	11
65	Erik Crittenden	1	23	2	5	.400	2	4	.500	0	1	.000	0	1	.000	1	2	3	0	0	0	0	0	0	0	-12	4
	TEAM	0	0	0	0	.000	0	0	.000	0	0	.000	0	0	.000	0	0	0	0	0	0	0	0	0	0	0	0
	TOTALS	1	40	20	51	.392	17	30	.567	3	21	.143	7	10	.700	7	23	30	5	1	0	0	4	0	1	-21	50



Game Summary Comparison

Statistic	Team D	Team B
Points	71	50
<i>Field Goals</i>	30 / 58	20 / 51
<i>2 Point</i>	24 / 39	17 / 30
<i>3 Point</i>	6 / 19	3 / 21
<i>Free Throws</i>	5 / 7	7 / 10
Assists	3	5
Rebounds	28	30
<i>Offensive</i>	5	7
<i>Defensive</i>	23	23
Blocks	4	0
Steals	2	1
Deflections	0	0
Turnovers	5	4
Charges Taken	0	1
Personal Fouls	1	0

Team D



Team B



Team D Turnovers

Period	Clock	Player	Turnover Type
1st Period	9:44	#7 Siyani Chambers	Other
2nd Period	1:05	#22 Tevin Broyles	Other
3rd Period	8:12	#44 Daniel Hurtt	Other
3rd Period	0:53	#7 Siyani Chambers	Other

Team D Fouls

Period	Clock	Player	Foul
4th Period	7:42	The team	Charging (Off)

Team B Turnovers

Period	Clock	Player	Turnover Type
1st Period	8:20	#13 Jawan Davis	Other
2nd Period	7:46	#18 Aaron Wright	Other
2nd Period	4:12	#28 Kareem Storey	Other
3rd Period	1:20	#25 Tavaris McNeil	Other