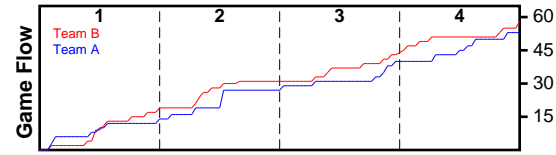


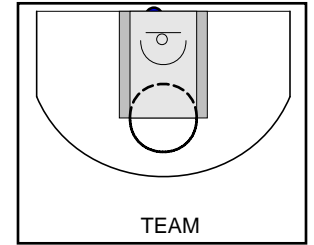
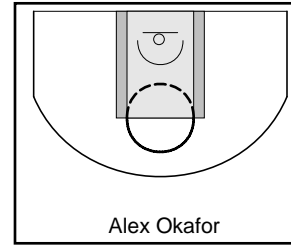
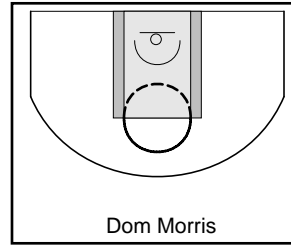
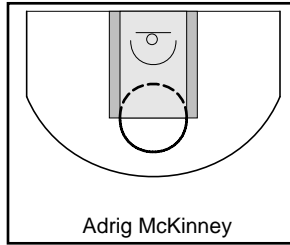
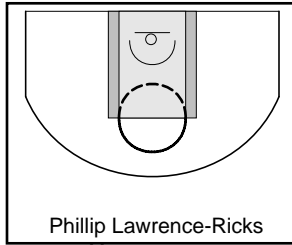
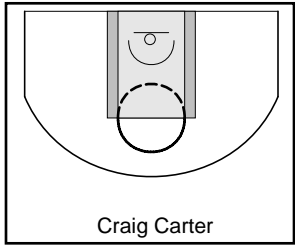
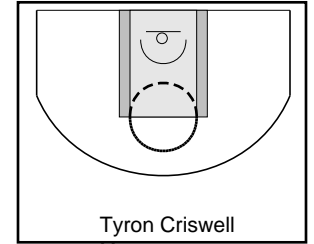
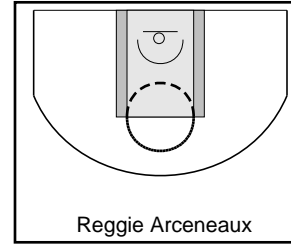
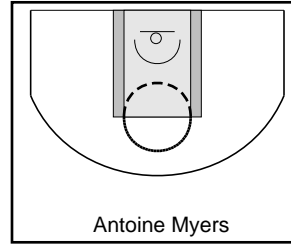
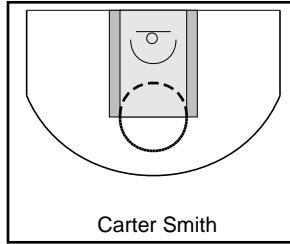
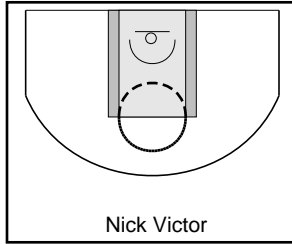

Team B

7/13/16 Team B at Team A

	1	2	3	4	T
Team B	19	12	13	14	58
Team A	14	13	13	13	53



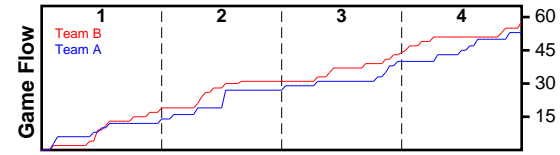
#	Name	G	MIN	FGM	FGA	FG%	2PM	2PA	2P%	3PM	3PA	3P%	FTM	FTA	FT%	OREB	DREB	REB	AST	STL	BLK	DEF	TO	PF	CHG	PM	PTS
13	Matt Dougherty	1	23	3	6	.500	2	5	.400	1	1	1.000	0	0	.000	0	0	0	0	0	0	0	2	1	0	11	7
14	Nick Victor	1	14	0	2	.000	0	1	.000	0	1	.000	0	1	.000	1	0	1	2	0	0	0	0	0	0	10	0
15	Carter Smith	1	23	3	6	.500	2	3	.667	1	3	.333	1	1	1.000	0	1	1	3	0	0	0	0	0	0	4	8
16	Antoine Myers	1	18	2	3	.667	2	3	.667	0	0	.000	1	1	1.000	0	0	0	0	0	0	0	0	0	0	-6	5
17	Reggie Arceneaux	1	13	0	1	.000	0	0	.000	0	1	.000	0	0	.000	0	1	1	1	0	0	0	0	0	0	-3	0
18	Tyron Criswell	1	22	5	10	.500	5	10	.500	0	0	.000	0	0	.000	0	0	0	0	1	0	0	1	0	0	0	10
38	Craig Carter	1	13	1	2	.500	1	2	.500	0	0	.000	6	6	1.000	0	1	1	0	0	0	0	1	1	0	3	8
39	Phillip Lawrence-Ricks	1	23	2	3	.667	2	3	.667	0	0	.000	0	1	.000	0	0	0	0	0	1	0	1	1	0	-9	4
40	Adrig McKinney	1	18	2	3	.667	2	3	.667	0	0	.000	2	3	.667	0	2	2	0	0	0	0	3	2	0	-6	6
41	Dom Morris	1	23	2	2	1.000	2	2	1.000	0	0	.000	0	0	.000	1	0	1	1	0	0	0	2	1	0	11	4
72	Alex Okafor	1	15	3	3	1.000	3	3	1.000	0	0	.000	0	0	.000	1	1	2	0	0	0	0	0	2	0	10	6
	TEAM	0	0	0	0	.000	0	0	.000	0	0	.000	0	0	.000	0	0	0	0	0	0	0	0	0	0	0	0
	TOTALS	1	40	23	41	.561	21	35	.600	2	6	.333	10	13	.769	3	6	9	7	1	1	0	10	8	0	5	58



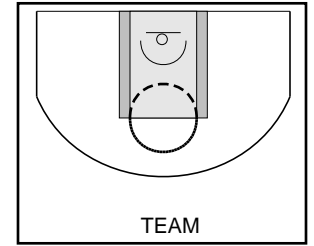
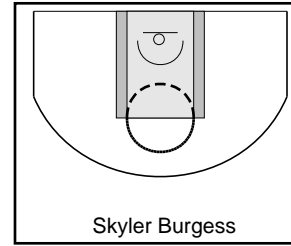
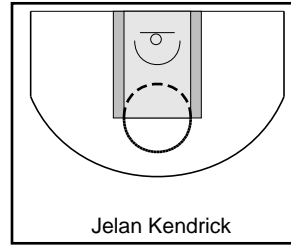
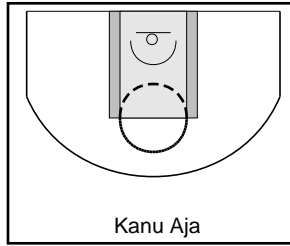
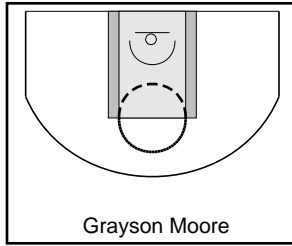
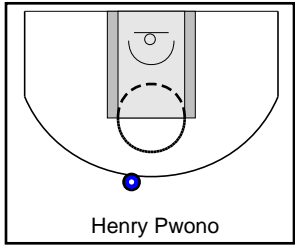


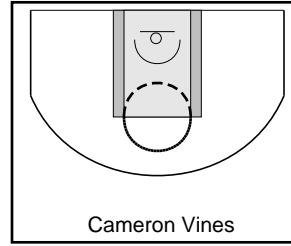
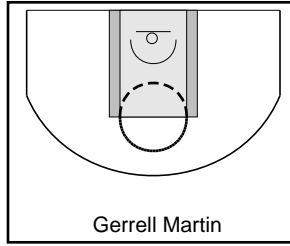
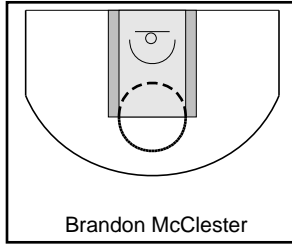
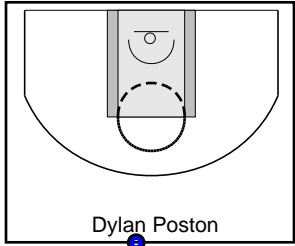
Team A

7/13/16 Team B at Team A

	1	2	3	4	T
Team B	19	12	13	14	58
Team A	14	13	13	13	53



#	Name	G	MIN	FGM	FGA	FG%	2PM	2PA	2P%	3PM	3PA	3P%	FTM	FTA	FT%	OREB	DREB	REB	AST	STL	BLK	DEF	TO	PF	CHG	PM	PTS
1	Dylan Poston	1	18	2	4	.500	1	2	.500	1	2	.500	0	1	.000	0	0	0	0	0	0	0	2	1	0	-10	5
9	Brandon McClester	1	17	1	1	1.000	1	1	1.000	0	0	.000	0	0	.000	0	0	0	0	0	0	0	0	1	0	2	2
10	Gerrell Martin	1	15	4	5	.800	3	3	1.000	1	2	.500	0	0	.000	0	0	0	0	0	0	0	0	1	0	0	9
11	Cameron Vines	1	22	4	4	1.000	4	4	1.000	0	0	.000	0	0	.000	0	1	1	1	1	0	0	0	1	0	-1	8
12	Josh Wilson	1	19	3	5	.600	3	4	.750	0	1	.000	0	1	.000	0	2	2	0	0	0	0	0	1	0	9	6
33	Johan Pierre	1	18	0	1	.000	0	1	.000	0	0	.000	0	0	.000	0	1	1	1	1	0	0	3	1	0	-13	0
34	Henry Pwono	1	21	2	3	.667	1	2	.500	1	1	1.000	0	0	.000	0	1	1	1	1	0	0	0	2	0	-3	5
35	Grayson Moore	1	19	2	4	.500	0	0	.000	2	4	.500	0	1	.000	0	1	1	0	0	1	0	0	1	0	-2	6
36	Kanu Aja	1	19	2	4	.500	2	4	.500	0	0	.000	0	0	.000	1	1	2	0	0	1	0	3	1	0	-2	4
37	Jelan Kendrick	1	14	2	3	.667	0	1	.000	2	2	1.000	0	0	.000	0	0	0	0	0	0	0	0	0	0	-2	6
61	Skyler Burgess	1	21	1	2	.500	1	2	.500	0	0	.000	0	0	.000	1	0	1	1	1	0	0	1	1	0	-3	2
	TEAM	1	0	0	0	.000	0	0	.000	0	0	.000	0	0	.000	0	0	0	0	0	0	0	1	0	0	0	0
	TOTALS	1	40	23	36	.639	16	24	.667	7	12	.583	0	3	.000	2	7	9	4	0	2	0	10	11	0	-5	53



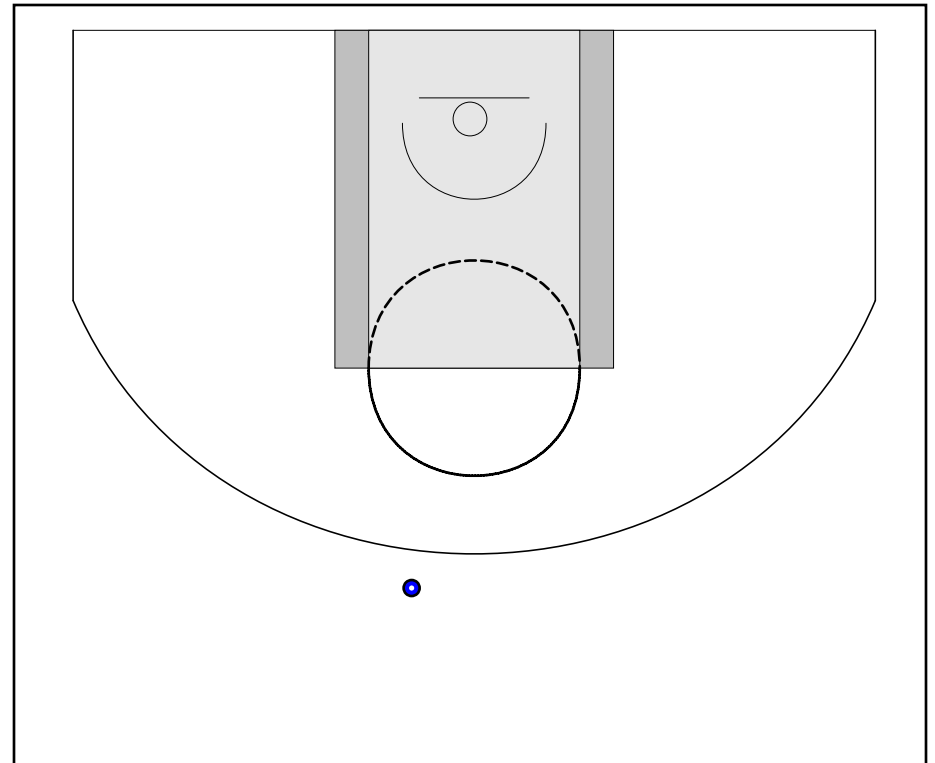
Game Summary Comparison

Statistic	Team B	Team A
Points	58	53
<i>Field Goals</i>	23 / 41	23 / 36
<i>2 Point</i>	21 / 35	16 / 24
<i>3 Point</i>	2 / 6	7 / 12
<i>Free Throws</i>	10 / 13	0 / 3
Assists	7	4
Rebounds	9	9
<i>Offensive</i>	3	2
<i>Defensive</i>	6	7
Blocks	1	2
Steals	1	0
Deflections	0	0
Turnovers	10	10
Charges Taken	0	0
Personal Fouls	8	11

Team B



Team A



Team B Turnovers

Period	Clock	Player	Turnover Type
2nd Period	8:48	#13 Matt Dougherty	Other
2nd Period	4:39	#38 Craig Carter	Other
2nd Period	4:13	#40 Adrig McKinney	Other
3rd Period	9:42	#13 Matt Dougherty	Other
3rd Period	9:04	#41 Dom Morris	Other
3rd Period	6:16	#41 Dom Morris	Other
3rd Period	3:32	#40 Adrig McKinney	Other
3rd Period	2:17	#18 Tyron Criswell	Other
4th Period	0:25	#40 Adrig McKinney	Other
4th Period	0:00	#39 Phillip Lawrence-Ricks	Other

Team B Fouls

Period	Clock	Player	Foul
1st Period	6:10	#41 Dom Morris	Blocking (Def)
2nd Period	7:31	#72 Alex Okafor	Holding (Def)
2nd Period	4:39	#38 Craig Carter	Blocking (Def)
3rd Period	8:46	#13 Matt Dougherty	Blocking (Def)
4th Period	6:25	#72 Alex Okafor	Reaching in (Def)
4th Period	4:55	#40 Adrig McKinney	Blocking (Def)
4th Period	3:03	#39 Phillip Lawrence-Ricks	Other (Def)
4th Period	0:00	#40 Adrig McKinney	Reaching in (Def)

Team A Turnovers

Period	Clock	Player	Turnover Type
1st Period	0:11	#36 Kanu Aja	Other
2nd Period	6:59	Team	Steal
2nd Period	6:53	#1 Dylan Poston	Other
2nd Period	6:14	#33 Johan Pierre	Other
2nd Period	4:39	#36 Kanu Aja	Other
3rd Period	7:14	#33 Johan Pierre	Other
3rd Period	5:32	#33 Johan Pierre	Other
3rd Period	2:54	#36 Kanu Aja	Other
3rd Period	2:22	#1 Dylan Poston	Other
4th Period	2:59	#61 Skyler Burgess	Other

Team A Fouls

Period	Clock	Player	Foul
1st Period	3:51	#34 Henry Pwono	Blocking (Def)
1st Period	1:07	#10 Gerrell Martin	Blocking (Def)
2nd Period	9:02	#9 Brandon McClester	Blocking (Def)
2nd Period	4:39	#1 Dylan Poston	Tripping (Def)
2nd Period	4:39	#12 Josh Wilson	Reaching in (Def)
3rd Period	4:05	#61 Skyler Burgess	Reaching in (Def)
3rd Period	0:00	#11 Cameron Vines	Blocking (Def)
4th Period	9:49	#35 Grayson Moore	Reaching in (Def)
4th Period	8:25	#34 Henry Pwono	Blocking (Def)
4th Period	1:59	#36 Kanu Aja	Reaching in (Def)
4th Period	0:00	#33 Johan Pierre	Holding (Def)