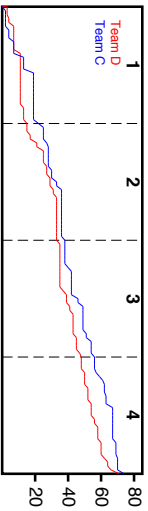


Team D

7/12/17 Team D at Team C

	1	2	3	4	T
Team D	13	20	14	24	71
Team C	22	14	20	18	74

Game Flow



#	Name	G	MIN	FGM	FGA	FG%	2PM	2PA	2P%	3PM	3PA	3P%	FTM	FTA	FT%	OREB	DREB	REB	AST	STL	BLK	DEF	TO	PF	CHG	PM	PTS
7	Siyani Chambers	1	28	4	12	.333	3	9	.333	1	3	.333	4	4	1.000	1	4	5	8	5	0	0	1	2	0	7	13
9	Casey Woodring	1	13	0	2	.000	0	0	.000	0	2	.000	0	0	.000	0	0	0	0	1	0	0	0	0	0	-16	0
19	Andre Anthony	1	27	2	9	.222	2	6	.333	0	3	.000	1	2	.500	1	0	1	1	0	0	0	0	3	0	1	5
22	Tevin Broyles	1	26	6	6	1.000	6	6	1.000	0	0	.000	0	0	.000	0	1	1	0	1	1	0	1	3	0	15	12
33	BJ Young	1	23	9	13	.692	9	12	.750	0	1	.000	2	4	.500	0	2	2	2	1	1	0	1	0	0	5	20
44	Daniel Hurt	1	21	4	9	.444	3	6	.500	1	3	.333	0	2	.000	0	2	2	0	0	0	0	0	0	0	11	9
45	Jacob Taylor	1	22	1	3	.333	1	2	.500	0	1	.000	0	0	.000	2	2	4	0	1	0	0	0	0	0	-15	2
49	Jalen Jenkins	1	25	3	4	.750	3	4	.750	0	0	.000	0	0	.000	3	2	5	1	0	1	0	0	0	0	-2	6
55	Javion Ogunyemi	1	20	1	3	.333	1	2	.500	0	1	.000	2	2	1.000	1	3	4	0	1	0	0	0	0	0	-21	4
	TEAM	0	0	0	0	.000	0	0	.000	0	0	.000	0	0	.000	0	0	0	0	0	0	0	0	0	0	0	0
	TOTALS	1	40	30	61	.492	28	47	.596	2	14	.143	9	14	.643	8	16	24	12	10	3	0	3	8	0	-3	71

Siyani Chambers	Casey Woodring	Andre Anthony	Tevin Broyles	BJ Young	Daniel Hurt
-----------------	----------------	---------------	---------------	----------	-------------

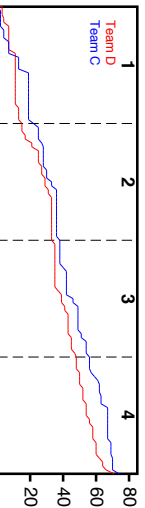
Jacob Taylor	Jalen Jenkins	Javion Ogunyemi	TEAM
--------------	---------------	-----------------	------

Team C

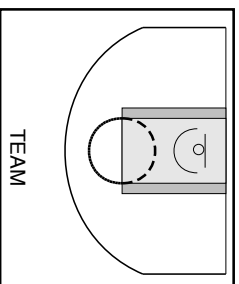
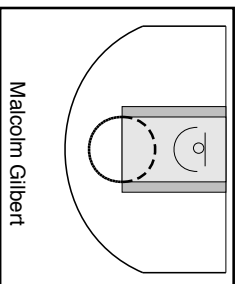
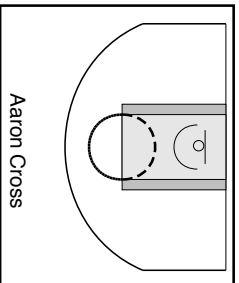
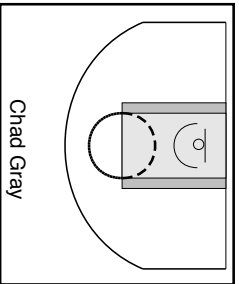
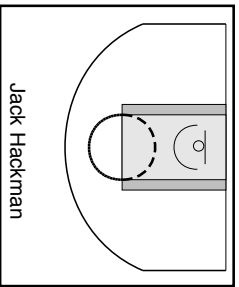
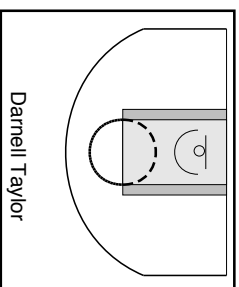
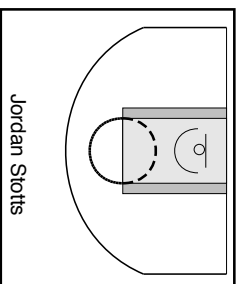
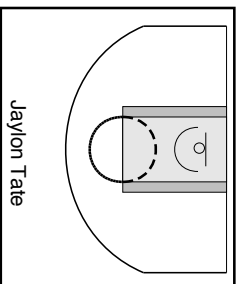
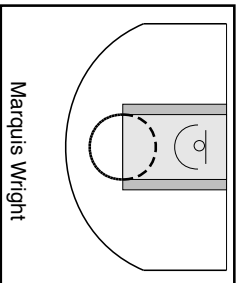
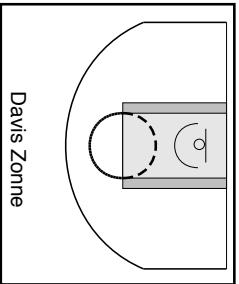
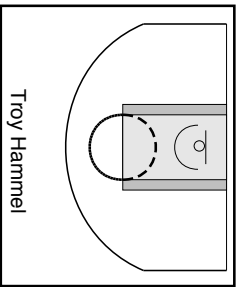
7/12/17 Team D at Team C

	1	2	3	4	T
Team D	13	20	14	24	71
Team C	22	14	20	18	74

Game Flow



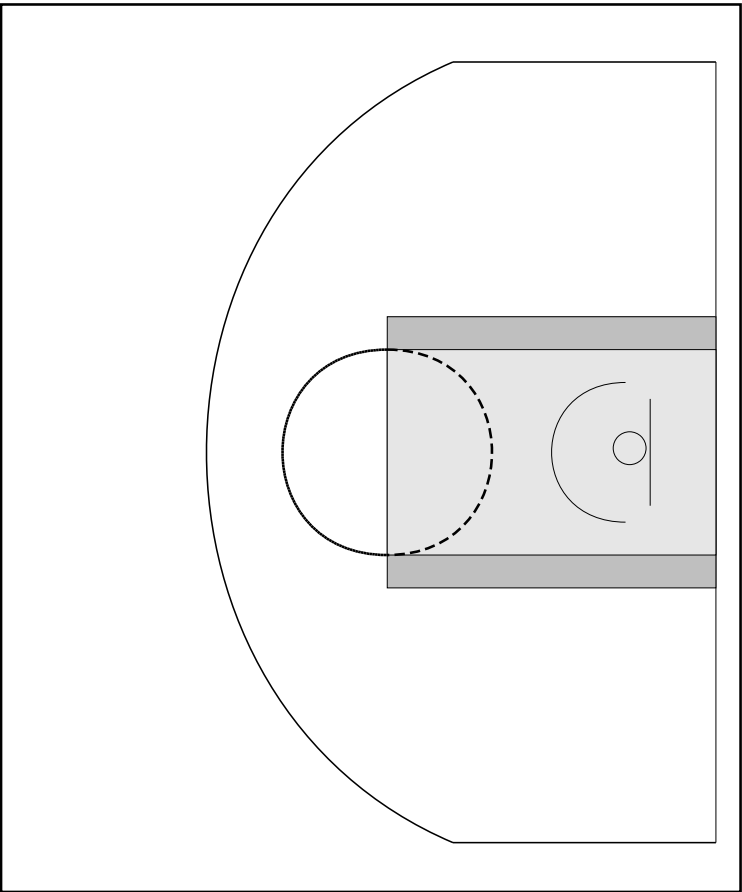
#	Name	G	MIN	FGM	FGA	FG%	2PM	2PA	2P%	3PM	3PA	3P%	FTM	FTA	FT%	OREB	DREB	REB	AST	STL	BLK	DEF	TO	PF	CHG	PM	PTS
6	Troy Hammel	1	23	1	3	.333	1	3	.333	0	0	.000	0	0	.000	0	1	1	3	0	0	0	2	1	0	0	2
10	Davis Zonne	1	16	0	3	.000	0	1	.000	0	2	.000	0	0	.000	0	0	0	1	0	0	0	2	0	0	-5	0
14	Marquis Wright	1	16	4	5	.800	2	2	1.000	2	3	.667	1	2	.500	0	1	1	3	1	0	0	0	1	0	8	11
32	Jaylon Tate	1	25	1	2	.500	1	2	.500	0	0	.000	5	5	1.000	0	1	1	5	0	0	0	2	0	0	6	7
34	Jordan Stotts	0	0	0	0	.000	0	0	.000	0	0	.000	0	0	.000	0	0	0	0	0	0	0	0	0	0	0	0
36	Darnell Taylor	1	13	0	1	.000	0	0	.000	0	1	.000	0	0	.000	0	0	0	1	2	0	0	2	0	0	4	0
41	Jack Hackman	1	24	4	9	.444	0	0	.000	4	9	.444	0	0	.000	2	3	5	1	0	0	0	0	0	0	-5	12
48	Chad Gray	1	21	4	8	.500	2	4	.500	2	4	.500	0	0	.000	0	1	1	0	1	0	0	3	2	0	9	10
51	Aaron Cross	1	19	4	6	.667	1	1	.500	3	4	.750	0	0	.000	0	4	4	0	0	0	0	0	0	0	5	11
58	Malcolm Gilbert	1	24	7	11	.636	7	11	.636	0	0	.000	0	0	.000	2	5	7	0	0	0	0	1	2	0	-2	14
TEAM		1	0	2	2	1.000	2	2	1.000	0	0	.000	3	7	.429	2	2	4	0	0	0	0	0	3	0	0	7
TOTALS		1	40	27	50	.540	16	27	.593	11	23	.478	9	14	.643	6	18	24	14	4	0	0	12	9	0	3	74



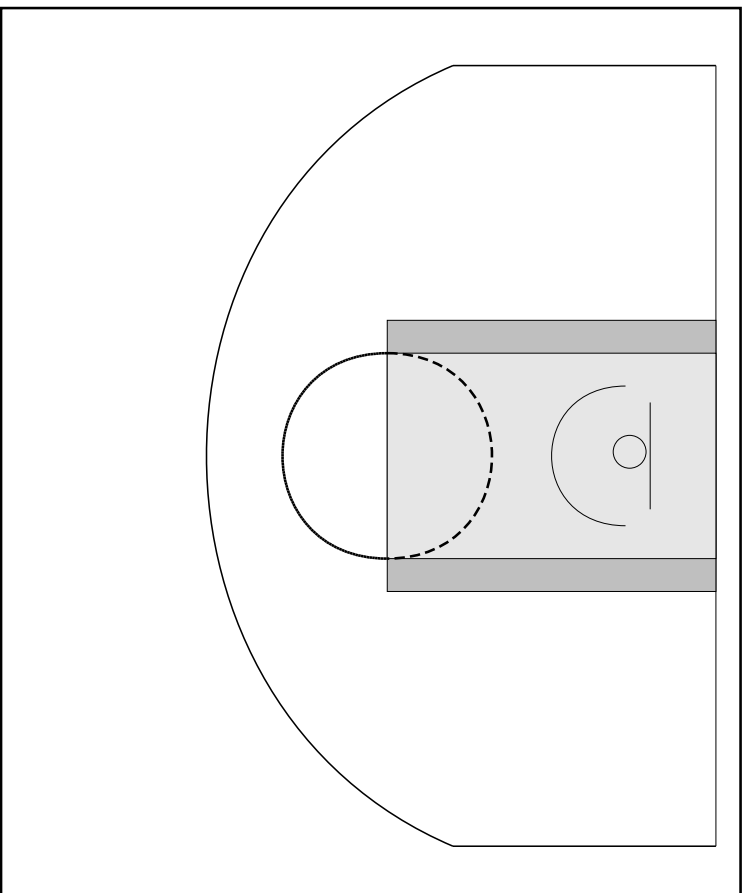
Game Summary Comparison

Statistic	Team D	Team C
Points	71	74
Field Goals	30 / 61	27 / 50
2 Point	28 / 47	16 / 27
3 Point	2 / 14	11 / 23
Free Throws	9 / 14	9 / 14
Assists	12	14
Rebounds	24	24
Offensive	8	6
Defensive	16	18
Blocks	3	0
Steals	10	4
Deflections	0	0
Turnovers	3	12
Charges Taken	0	0
Personal Fouls	8	9

Team D



Team C



Team D Turnovers

Period	Clock	Player	Turnover Type
3rd Period	4:53	#7 Siyani Chambers	Other
4th Period	5:31	#22 Tevin Broyles	Other
4th Period	2:15	#33 BJ Young	Other

Team D Fouls

Period	Clock	Player	Foul
1st Period	9:43	#7 Siyani Chambers	Blocking (Def)
2nd Period	5:22	#22 Tevin Broyles	Blocking (Def)
3rd Period	9:00	#19 Andre Anthony	Blocking (Def)
4th Period	6:44	#19 Andre Anthony	Blocking (Def)
4th Period	5:37	#22 Tevin Broyles	Blocking (Def)
4th Period	1:09	#19 Andre Anthony	Blocking (Def)
4th Period	0:00	#7 Siyani Chambers	Blocking (Def)
4th Period	0:00	#22 Tevin Broyles	Blocking (Def)

Team C Turnovers

Period	Clock	Player	Turnover Type
1st Period	7:12	#32 Jaylon Tate	Other
1st Period	5:31	#6 Troy Hammel	Other
1st Period	0:51	#10 Davis Zonne	Other
1st Period	0:24	#48 Chad Gray	Other
2nd Period	4:30	#32 Jaylon Tate	Other
3rd Period	5:53	#36 Darrell Taylor	Other
4th Period	9:27	#48 Chad Gray	Other
4th Period	7:08	#58 Malcolm Gilbert	Other
4th Period	5:37	#6 Troy Hammel	Other
4th Period	4:42	#36 Darrell Taylor	Other
4th Period	3:08	#48 Chad Gray	Other
4th Period	0:26	#10 Davis Zonne	Other

Team C Fouls

Period	Clock	Player	Foul
1st Period	9:04	#58 Malcolm Gilbert	Blocking (Def)
1st Period	7:41	#58 Malcolm Gilbert	Blocking (Def)
1st Period	5:30	#14 Marquis Wright	Blocking (Def)
1st Period	3:48	#48 Chad Gray	Other (Def)
1st Period	1:22	#48 Chad Gray	Blocking (Def)
2nd Period	6:30	#6 Troy Hammel	Blocking (Def)
4th Period	9:57	The team	Other (Def)
4th Period	8:34	The team	Blocking (Def)
4th Period	7:29	The team	Blocking (Def)