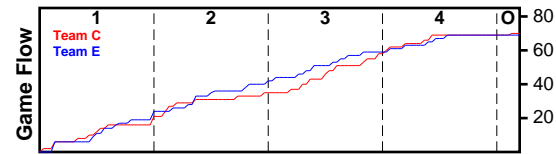


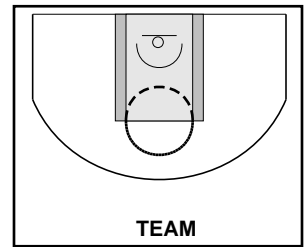
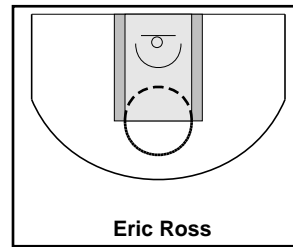
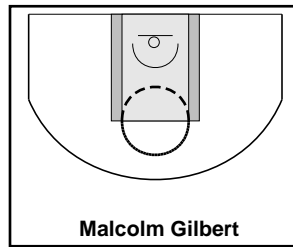
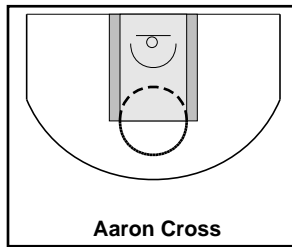
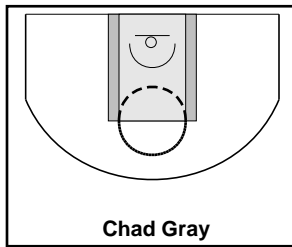
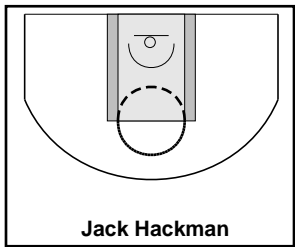
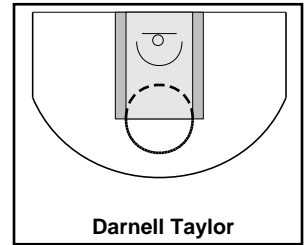
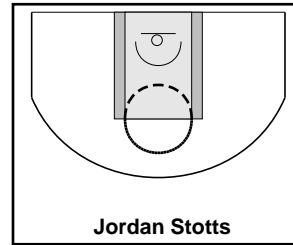
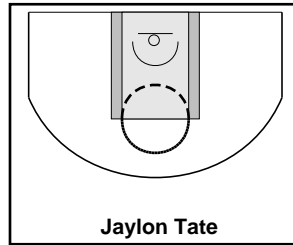
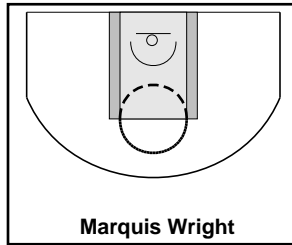
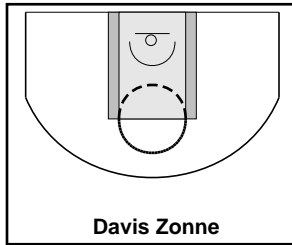
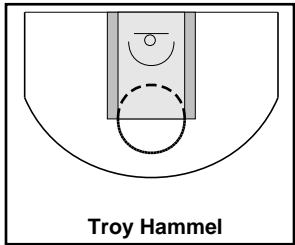
# Team C

7/13/17 Team C at Team E

	1	2	3	4	OT1	T
Team C	16	19	23	11	1	70
Team E	19	23	17	10	0	69



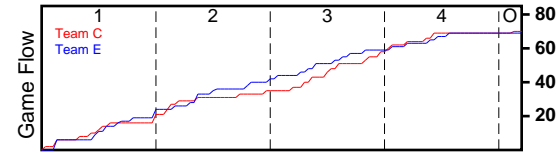
#	Name	G	MIN	FGM	FGA	FG%	2PM	2PA	2P%	3PM	3PA	3P%	FTM	FTA	FT%	OREB	DREB	REB	AST	STL	BLK	DEF	TO	PF	CHG	PM	PTS
6	Troy Hammel	1	15	3	3	1.000	2	2	1.000	1	1	1.000	0	0	.000	0	1	1	1	0	0	0	0	0	1	6	7
10	Davis Zonne	1	16	1	3	.333	1	2	.500	0	1	.000	0	0	.000	0	1	1	1	2	0	0	1	0	0	-5	2
14	Marquis Wright	1	28	4	13	.308	3	9	.333	1	4	.250	2	2	1.000	0	1	1	3	0	0	0	0	0	0	-7	11
32	Jaylon Tate	1	22	3	5	.600	3	4	.750	0	1	.000	1	2	.500	0	1	1	2	0	0	0	0	0	0	1	7
34	Jordan Stotts	0	0	0	0	.000	0	0	.000	0	0	.000	0	0	.000	0	0	0	0	0	0	0	0	0	0	0	0
36	Darnell Taylor	1	15	1	1	1.000	1	1	1.000	0	0	.000	2	2	1.000	0	3	3	0	0	0	0	0	0	0	0	4
41	Jack Hackman	1	25	3	5	.600	1	1	1.000	2	4	.500	2	2	1.000	0	0	0	1	0	1	0	1	0	0	-6	10
48	Chad Gray	1	9	1	2	.500	1	1	1.000	0	1	.000	0	0	.000	0	0	0	0	0	0	0	0	0	0	10	2
51	Aaron Cross	1	23	4	8	.500	1	3	.333	3	5	.600	0	0	.000	0	1	1	0	0	0	0	0	0	0	4	11
58	Malcolm Gilbert	1	18	3	4	.750	3	4	.750	0	0	.000	0	0	.000	1	2	3	1	0	0	0	0	0	0	-7	6
66	Eric Ross	1	30	1	3	.333	1	3	.333	0	0	.000	0	2	.000	1	2	3	0	0	1	0	0	0	0	-5	2
	TEAM	1	0	2	4	.500	0	1	.000	2	3	.667	2	2	1.000	0	2	2	0	0	0	0	0	0	0	0	8
	TOTALS	1	40	26	51	.510	17	31	.548	9	20	.450	9	12	.750	2	14	16	9	2	2	0	2	0	1	1	70



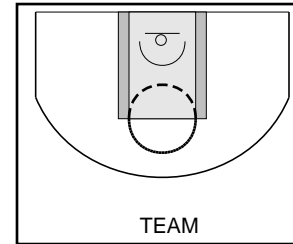
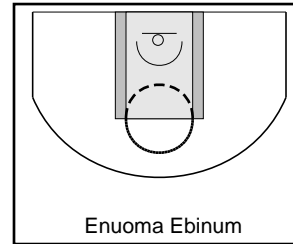
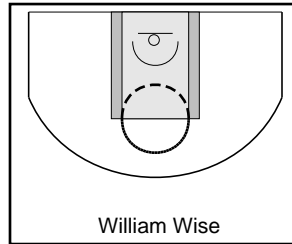
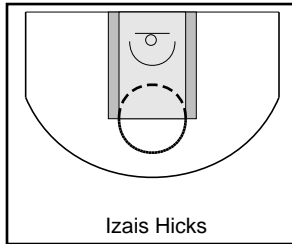
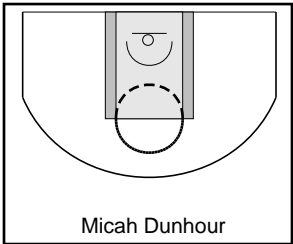
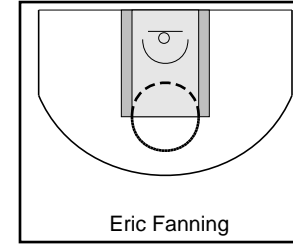
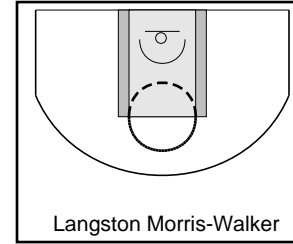
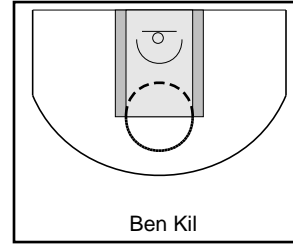
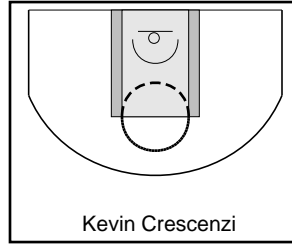
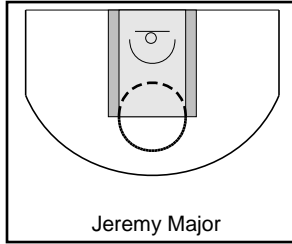
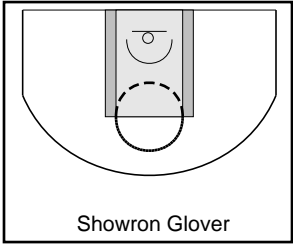
# Team E

7/13/17 Team C at Team E

	1	2	3	4	OT1	T
Team C	16	19	23	11	1	70
Team E	19	23	17	10	0	69



#	Name	G	MIN	FGM	FGA	FG%	2PM	2PA	2P%	3PM	3PA	3P%	FTM	FTA	FT%	OREB	DREB	REB	AST	STL	BLK	DEF	TO	PF	CHG	PM	PTS
2	Showron Glover	1	28	2	3	.667	2	2	1.000	0	1	.000	1	1	1.000	0	1	1	2	2	1	0	2	0	0	6	5
5	Jeremy Major	0	0	0	0	.000	0	0	.000	0	0	.000	0	0	.000	0	0	0	0	0	0	0	0	0	0	0	0
24	Kevin Crescenzi	1	32	2	7	.286	2	4	.500	0	3	.000	0	0	.000	0	3	3	0	0	0	0	0	0	0	3	4
26	Ben Kil	1	15	0	0	.000	0	0	.000	0	0	.000	0	0	.000	0	2	2	1	0	0	0	0	0	0	-5	0
27	Langston Morris-Walker	1	21	5	10	.500	3	5	.600	2	5	.400	2	2	1.000	3	2	5	3	0	0	0	0	0	0	-4	14
40	Eric Fanning	1	32	6	9	.667	5	6	.833	1	3	.333	3	5	.600	0	0	0	0	1	0	0	1	0	0	3	16
42	Micah Dunhour	1	28	5	8	.625	5	8	.625	0	0	.000	3	3	1.000	1	5	6	0	0	0	0	0	0	0	-6	13
47	Izais Hicks	1	15	4	5	.800	4	4	1.000	0	1	.000	1	1	1.000	2	2	4	2	1	0	0	0	0	0	7	9
59	William Wise	1	14	1	5	.200	1	4	.250	0	1	.000	0	0	.000	1	1	2	0	0	0	0	0	0	0	8	2
60	Enuoma Ebinum	1	29	3	4	.750	3	4	.750	0	0	.000	0	2	.000	0	1	1	0	0	0	0	0	0	0	-7	6
	TEAM	1	0	0	0	.000	0	0	.000	0	0	.000	0	0	.000	0	0	0	0	0	0	0	1	1	0	0	0
	TOTALS	1	40	28	51	.549	25	37	.676	3	14	.214	10	14	.714	7	17	24	8	4	1	0	4	1	0	-1	69



## Game Summary Comparison

Statistic	Team C	Team E
Points	70	69
Field Goals	26 / 51	28 / 51
2 Point	17 / 31	25 / 37
3 Point	9 / 20	3 / 14
Free Throws	9 / 12	10 / 14
Assists	9	8
Rebounds	16	24
Offensive	2	7
Defensive	14	17
Blocks	2	1
Steals	2	4
Deflections	0	0
Turnovers	2	4
Charges Taken	1	0
Personal Fouls	0	1

Team C



Team E



## Team C Turnovers

Period	Clock	Player	Turnover Type
1st Period	6:40	#41 Jack Hackman	Other
2nd Period	0:55	#10 Davis Zonne	Other

### Team E Turnovers

Period	Clock	Player	Turnover Type
1st Period	7:40	#2 Showron Glover	Other
1st Period	5:41	#2 Showron Glover	Other
2nd Period	2:20	#40 Eric Fanning	Other

### Team E Fouls

Period	Clock	Player	Foul
1st Period	9:08	The team	Charging (Off)